

# User Reference Guide to UTRADE on Android

Online trading made easy.

## Overview


You can now seize market opportunities readily wherever you go with UTRADE on Android, the trading app optimized for your Android device.

UTRADE on Android is available in the Google Play App Store as UTRADE SG for Android and is compatible with Android 4.0.1 Ice Cream Sandwich or later.

## Login

The **User ID** and **Password** used is the same set used for accessing UTRADE Web. As such, please note that you will only be able to log into either **UTRADE SG for Android** or UTRADE Web at any given moment, but not both at the same time.

If you have forgotten your User ID and/or Password, you can contact our Client Services hotline by tapping on the “Hotline” link to request for a new set of User ID and/or Password



























UOBKayHian

# User Reference Guide to UTRADE on Android

## Main Menu

UTRADE SG on Android offers you the functionalities to survey the market, digest real-time market information, place and manage orders, monitor portfolio performance and manage your account, right at your fingertips on your Android device.

	Top Movers
	Watchlist
	Quotes
	Time & Sales
	Market Depth
	Trade Summary
	Place Order
	Order Book
	Portfolio
	Outstanding Position
	Trust Balance
	Custody Holdings
	E-Statement
	Stock Alerts
	ShareXplorer
	Market Indices
	Calculator
	Agreements
	Refresh Rate
	Change Orientation
	Change User ID
	Change Password
	Notification Settings
	Logout

To streamline your trading experience, you can now toggle between the following pages for your selected/searched counter:

- Stock Quotes
- Time and Sales
- Trade Summary
- Place Order

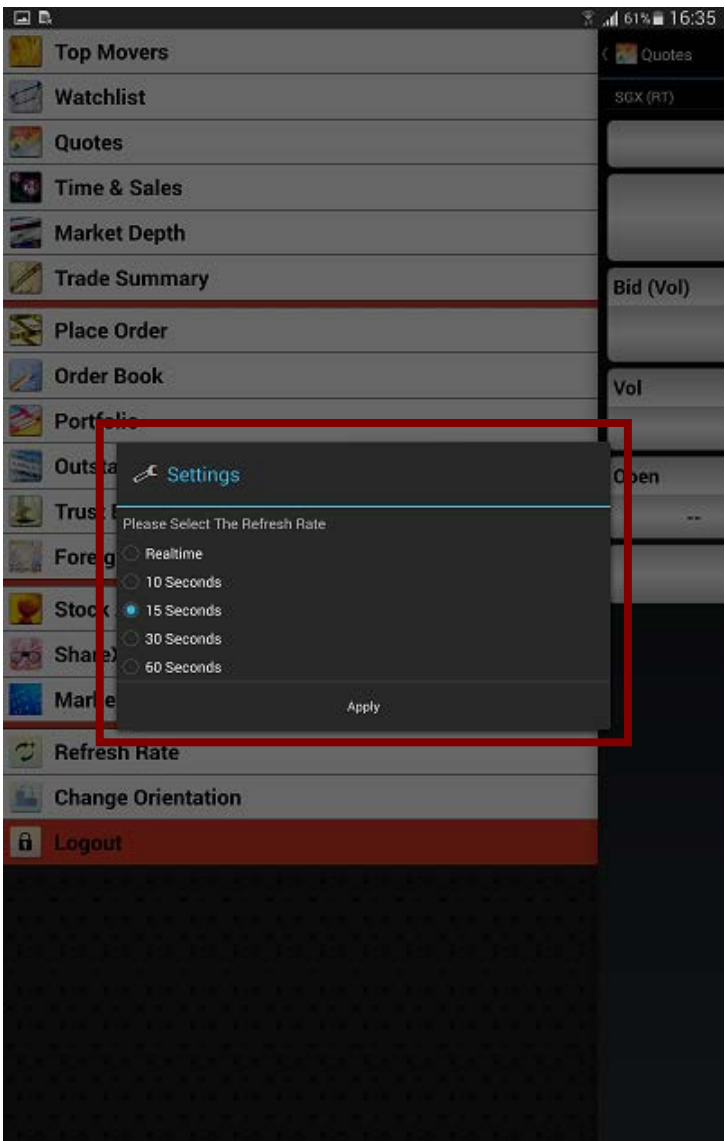
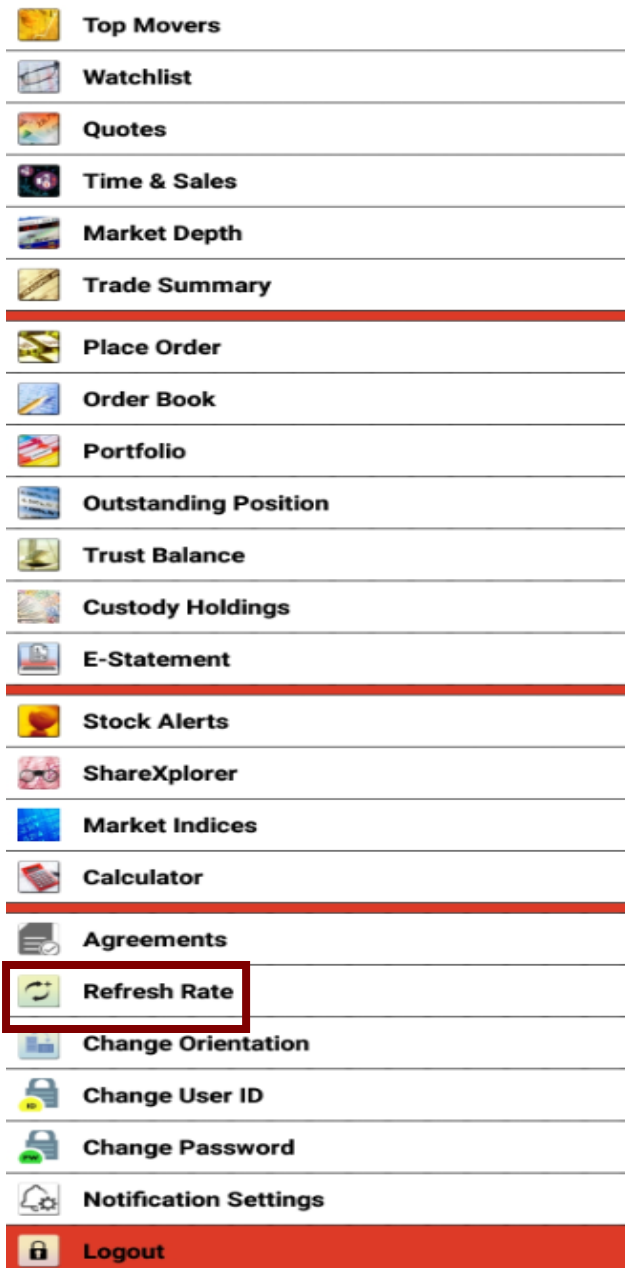
## Getting Back To The Main Menu

You can access the Main Menu page by sliding right on the left of the screen.

## Auto-Refresh of Prices

Instead of having to click on **Refresh** for the latest price quote, you can automate this process by selecting your **Price Auto-Refresh** interval under **Refresh Rates**

1. Go to **Refresh Rates** from the Main Menu
  - a. Select preferred refresh interval under **Settings** box
  - b. Click **Apply**





Auto-refresh may result in extensive mobile data charges and may cause slowness in the device. You may choose other intervals and refresh when needed.

# Surveying The Market

## 1. Viewing Top Movers

- i. Select **Top Movers** from the Main Menu
- ii. The **Top Volume** list is displayed by default
- iii. Select from the top navigation to access
  - a) **Top Gainer**
  - b) **Top Loser**
  - c) **Top % Gainer**
  - d) **Top % Loser**
  - e) **Top Value**
- iv. Click on the **Stock Row** to view full **Quote on the Quote page**

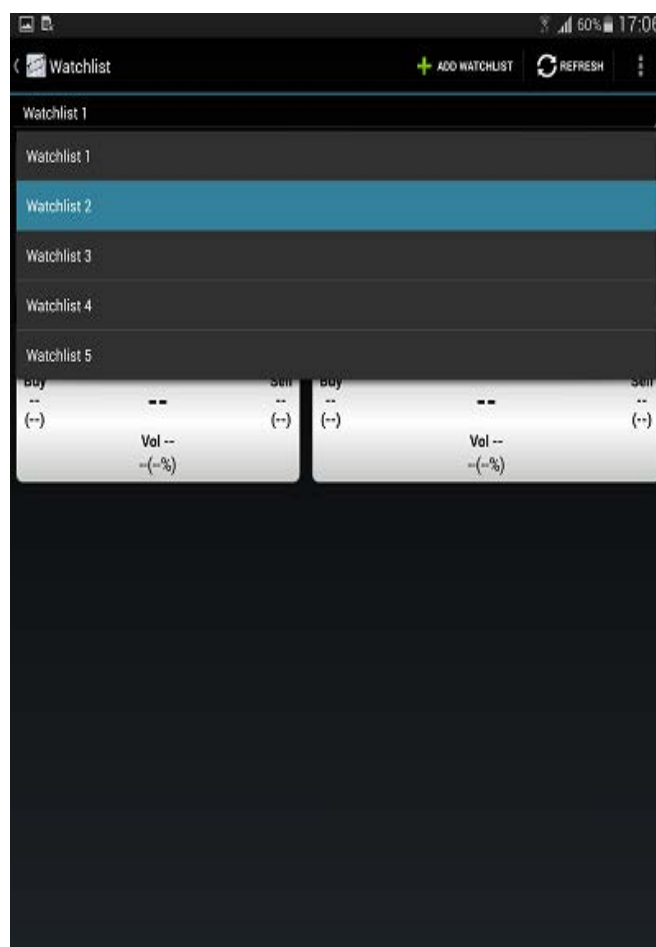
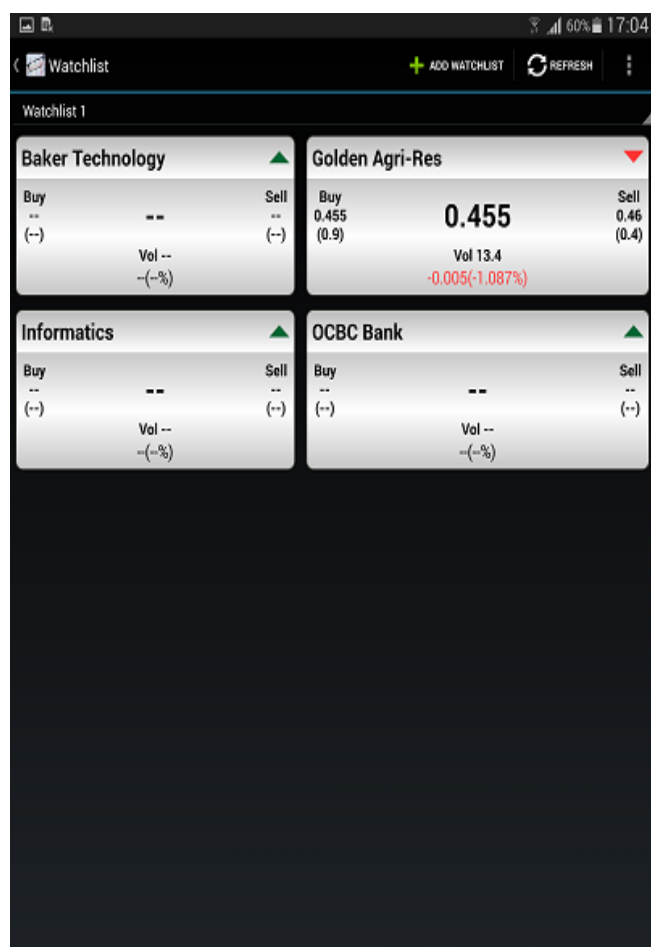
[illegible][illegible]

Top Movers			
 <b>Genting Sing</b>			
<div>  <b>1.105</b>  -0.095(-7.917%) </div>			
<b>Bid (Vol)</b>  1.105 (0.3)		<b>Ask (Vol)</b>  1.2 (0.9)	
<b>Vol</b>  2.8		<b>Prev</b>  1.2	
<b>Open</b>	<b>High</b>	<b>Low</b>	<b>Rmks</b>
1.2	1.2	1.105	--
Last update 17 Jun 2015 04:46:24 PM			

## Surveying The Market

### 2. Accessing your Watchlist

- Select **Watchlist** from the Main Menu
- Your first **Watchlist** is displayed by default
- Select from the dropdown to access any of your other **Watchlists**
- Click on the **Stock Name** to view full **Quote**
- To remove a counter from your watchlist, tap and hold on the stock information and click on **Delete**.
- You will be prompted if you would like to delete the stock



Add the FTSE Straits Times Index (.FTSTI) to your Watchlists to monitor it on UTRADE SG on Android.

You can add stocks to your Watchlists by clicking on the

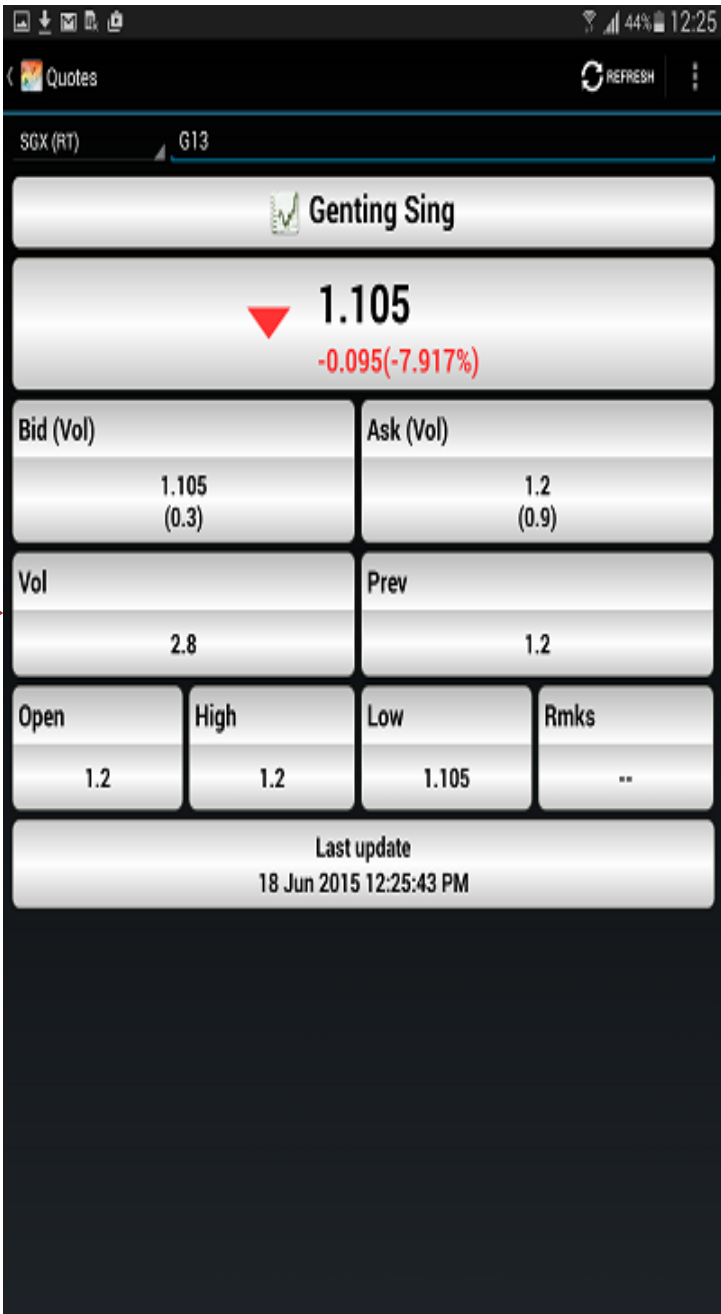


Icon located at

## Surveying The Market

### 3. Search for Stocks

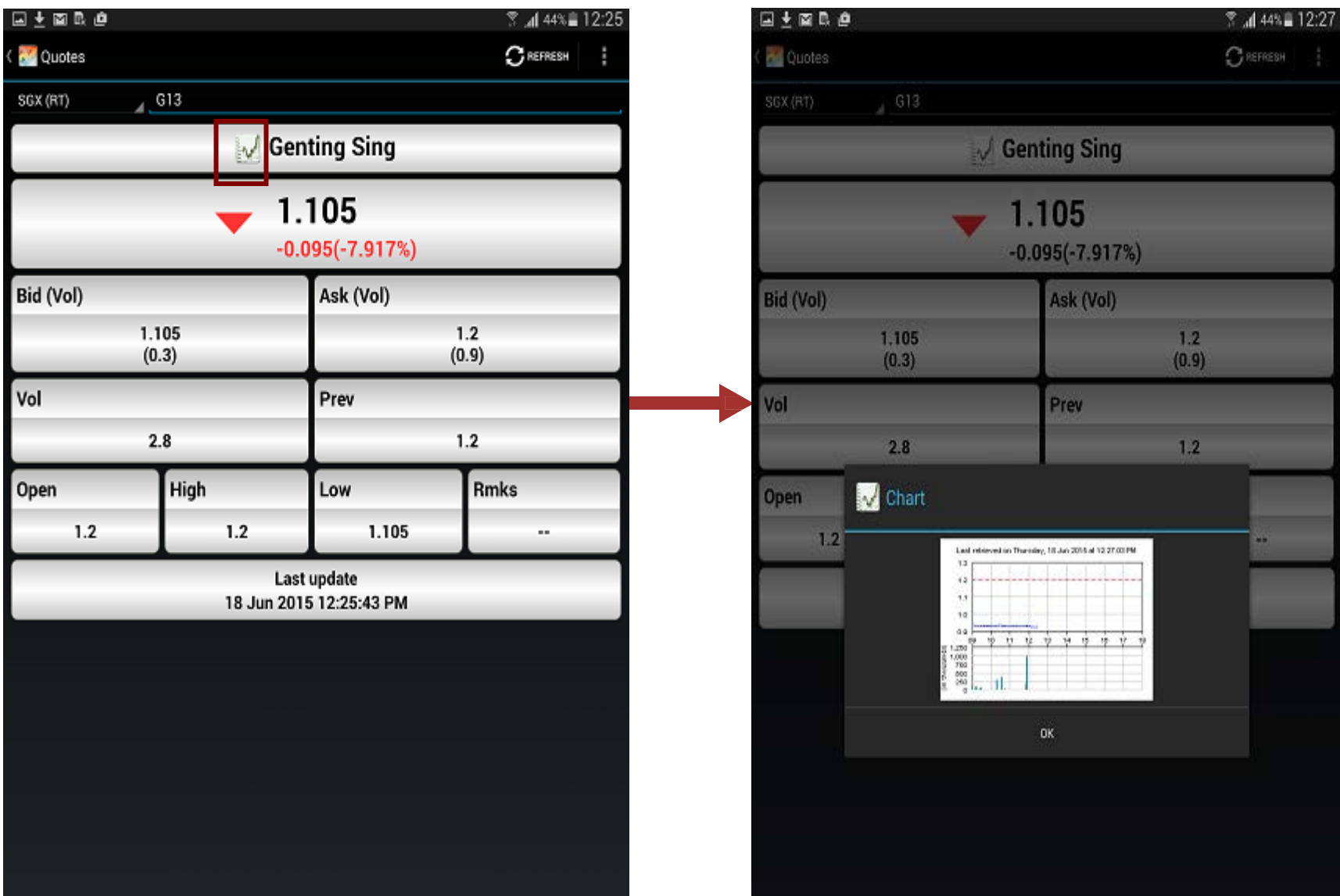
- a. Select **Quotes** from the Main Menu
- b. Enter two characters of the **Stock Code or Name**
- c. Click on the **Search** icon
- d. Select your desired stock from the smart search results



## Accessing Additional Data

### 1. Viewing Intraday Chart

- a. Click on the chart icon beside the stock name



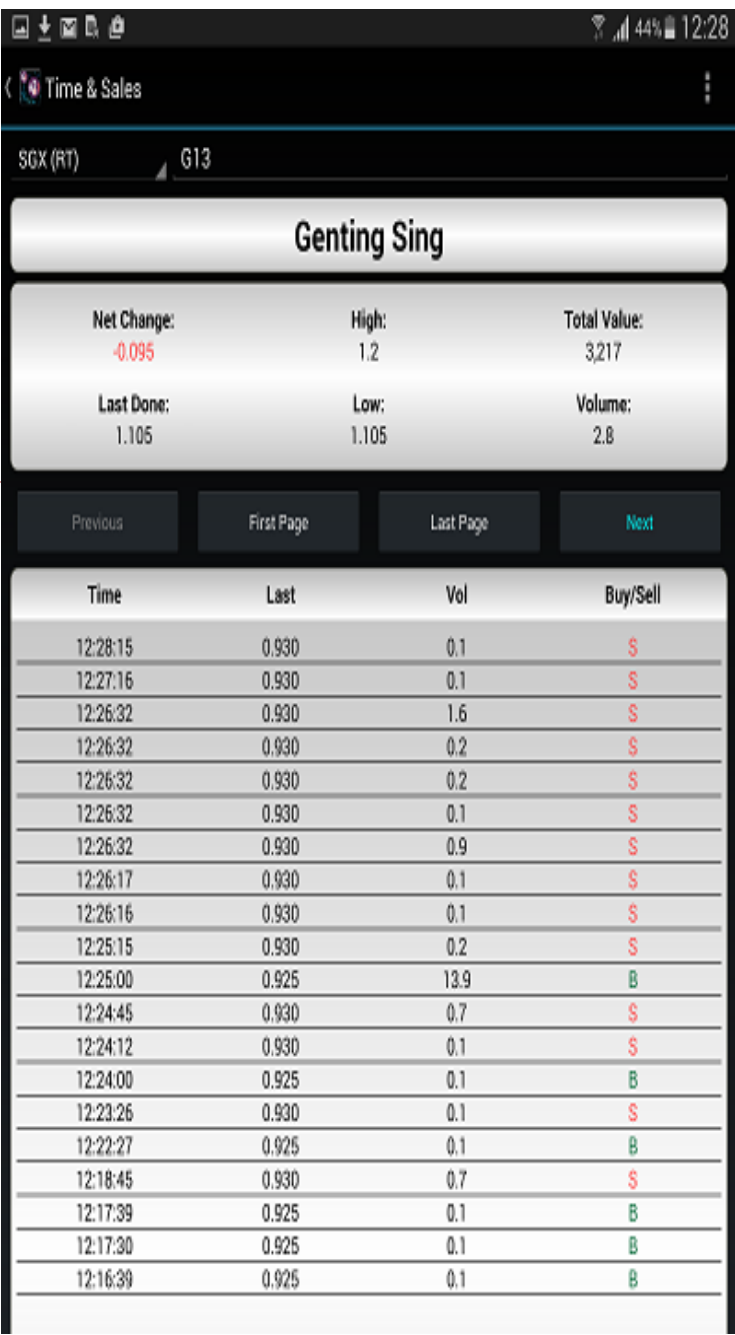
You can view the chart in landscape mode by tilting your phone horizontally.



## Accessing Additional Data

### 2. Viewing Time & Sales

- a. Select **Time & Sales** from the Main Menu
- b. Enter two characters of the **Stock Code or Name**
- c. Select your desired stock from the smart search results.
- d. The result for your selected stock should appear

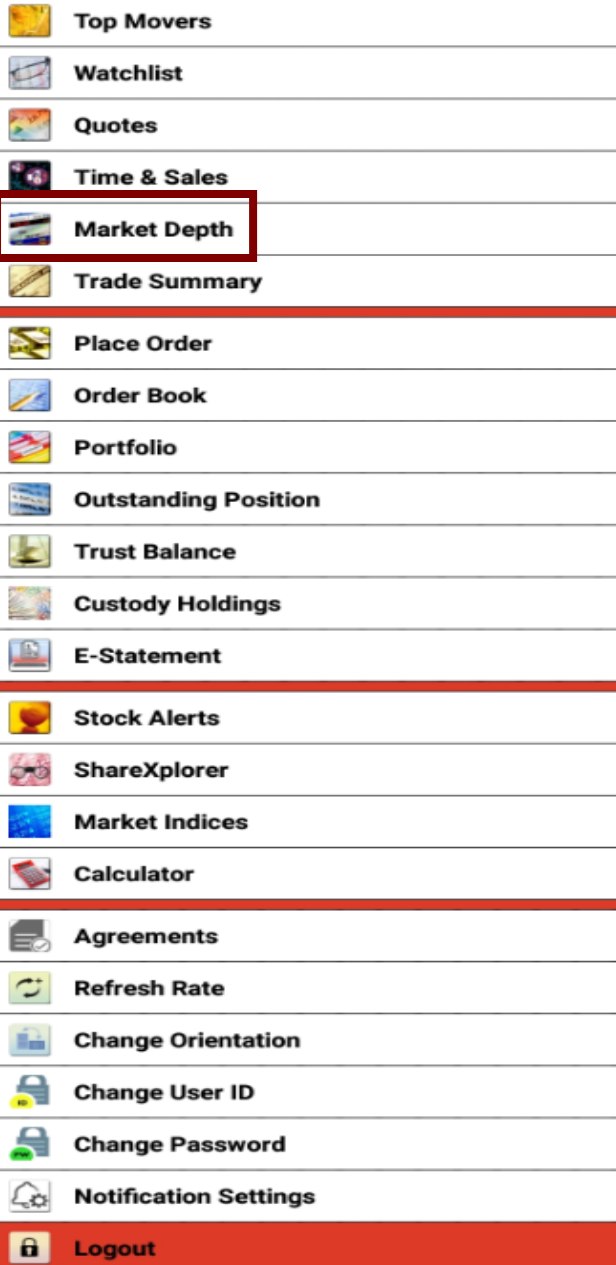




## Accessing Additional Data

### 3. To view Market Depth

- a. Select **Market Depth** from the **Main Menu**
- \*Available for **SGX** (for subscribers of SGX market depth)
- b. Enter two characters of the **Stock Code or Name**
- c. Select your desired stock from the smart search results
- d. The result for your selected stock should appear



Genting Sing			
Net Change: -0.095	High: 1.200	Total Value: 3,217	
Last Done: 1.105	Low: 1.105	Volume: 3	
Bid	Bid Vol	Ask	Ask Vol
0.930	1,215	0.935	1,652
0.925	2,086	0.940	3,389
0.920	2,235	0.945	2,805
0.915	1,472	0.950	2,915
0.910	4,141	0.955	2,783
0.905	2,114	0.960	1,915
0.900	2,785	0.965	2,254
0.895	2,034	0.970	1,495
0.890	1,601	0.975	1,574
0.885	10	0.980	346
0.880	331	0.985	175
0.875	46	0.990	599
0.870	100	0.995	86
0.865	11	1.000	201
0.860	34	1.005	4
0.850	91	1.010	22
0.845	10	1.020	162
0.815	11	1.025	20
0.810	42	1.030	61
0.805	41	1.035	40

SnapShot  
476


Last update  
22 Jun 2015 10:24:38 AM

Market Depth is available on subscription basis.

## Accessing Additional Data

### 4. Viewing Trade Summary

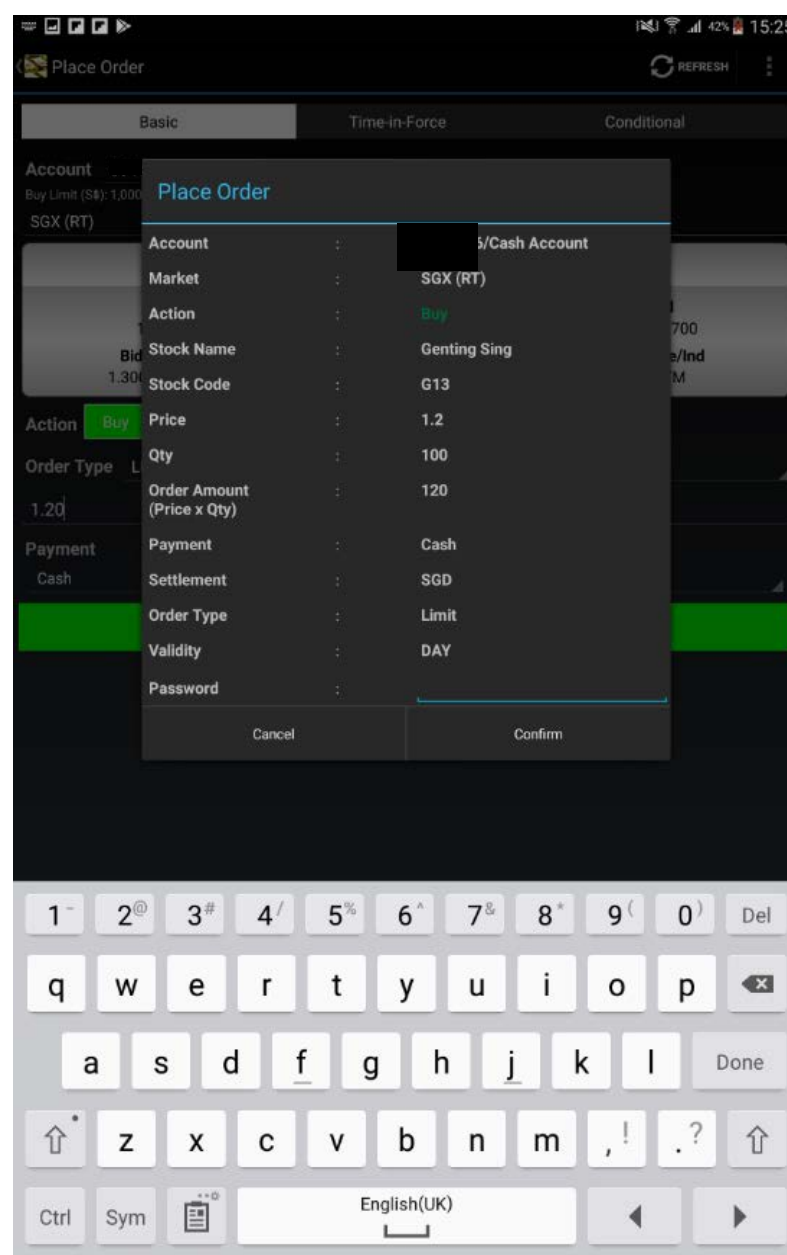
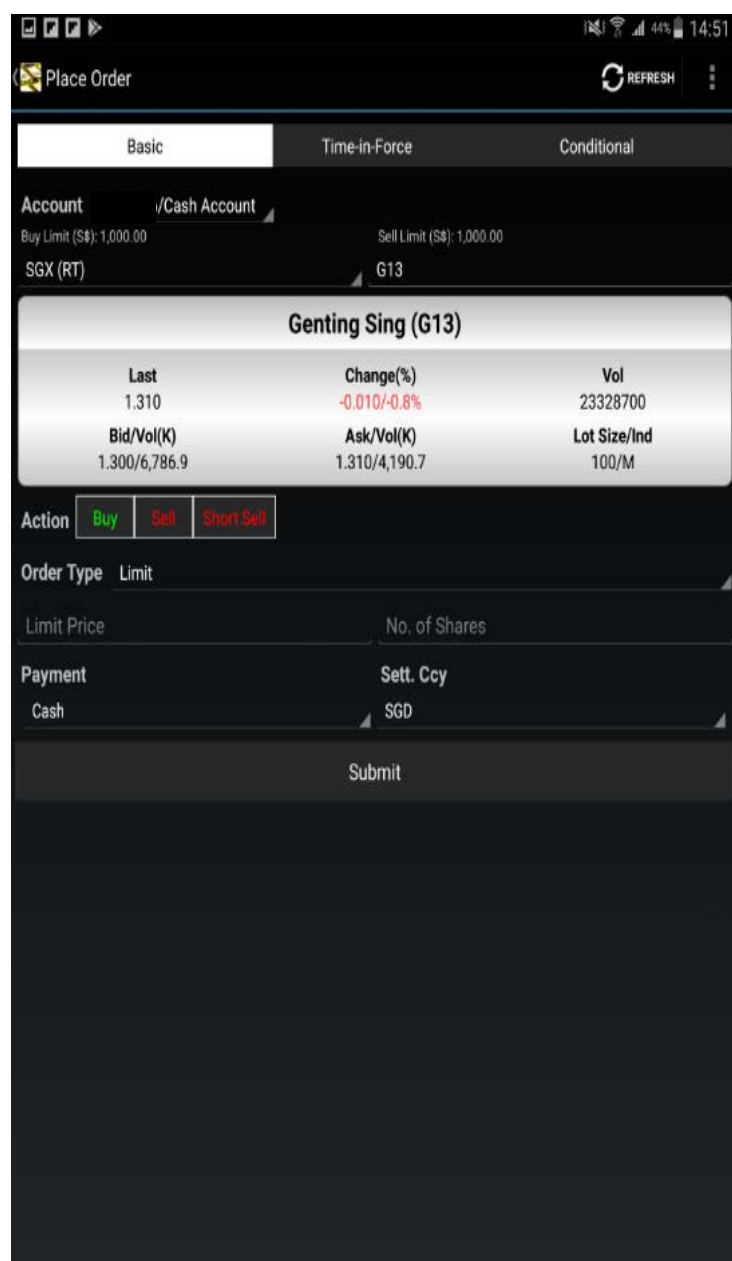
- a. Select **Trade Summary** from the Main Menu
- b. Enter two characters of the **Stock Code or Name**
- c. Select your desired stock from the smart search results
- d. The result for your selected stock should appear



## Placing Your Orders

### 1. From Main Menu

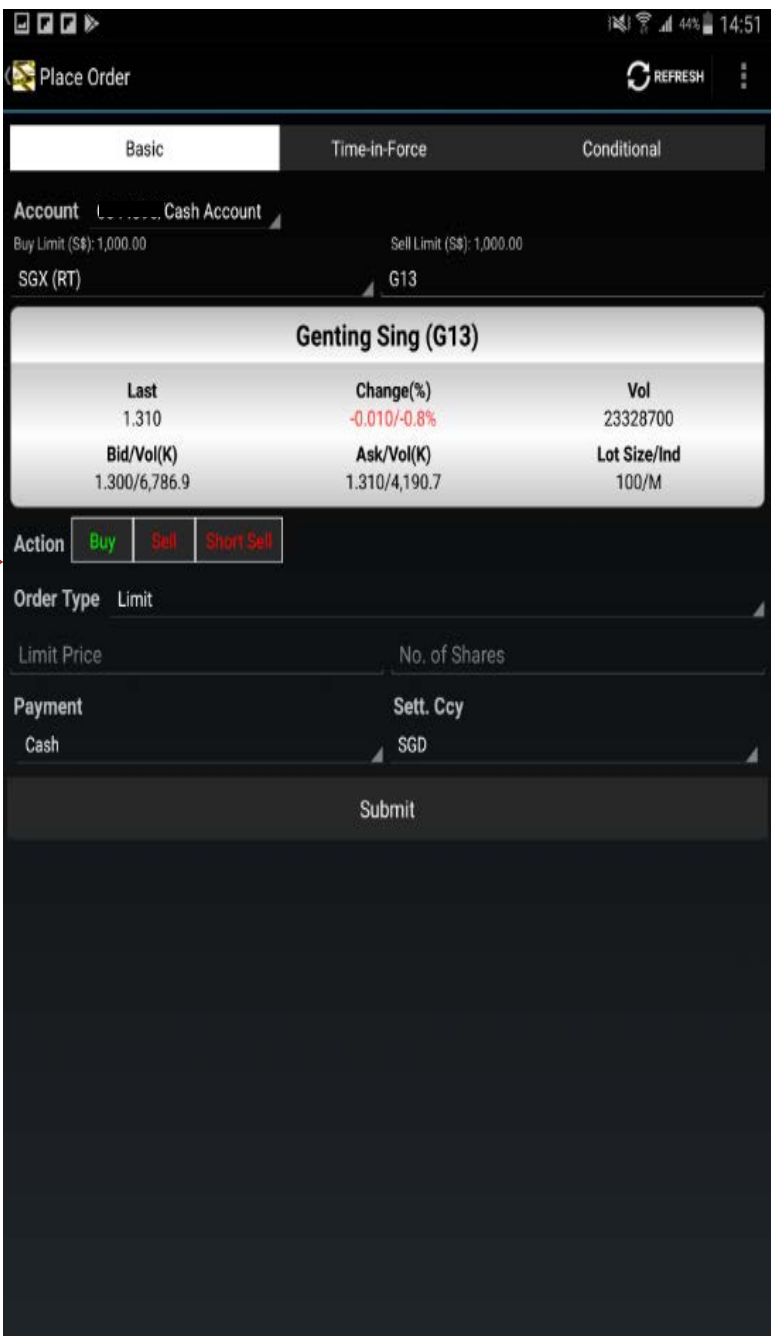
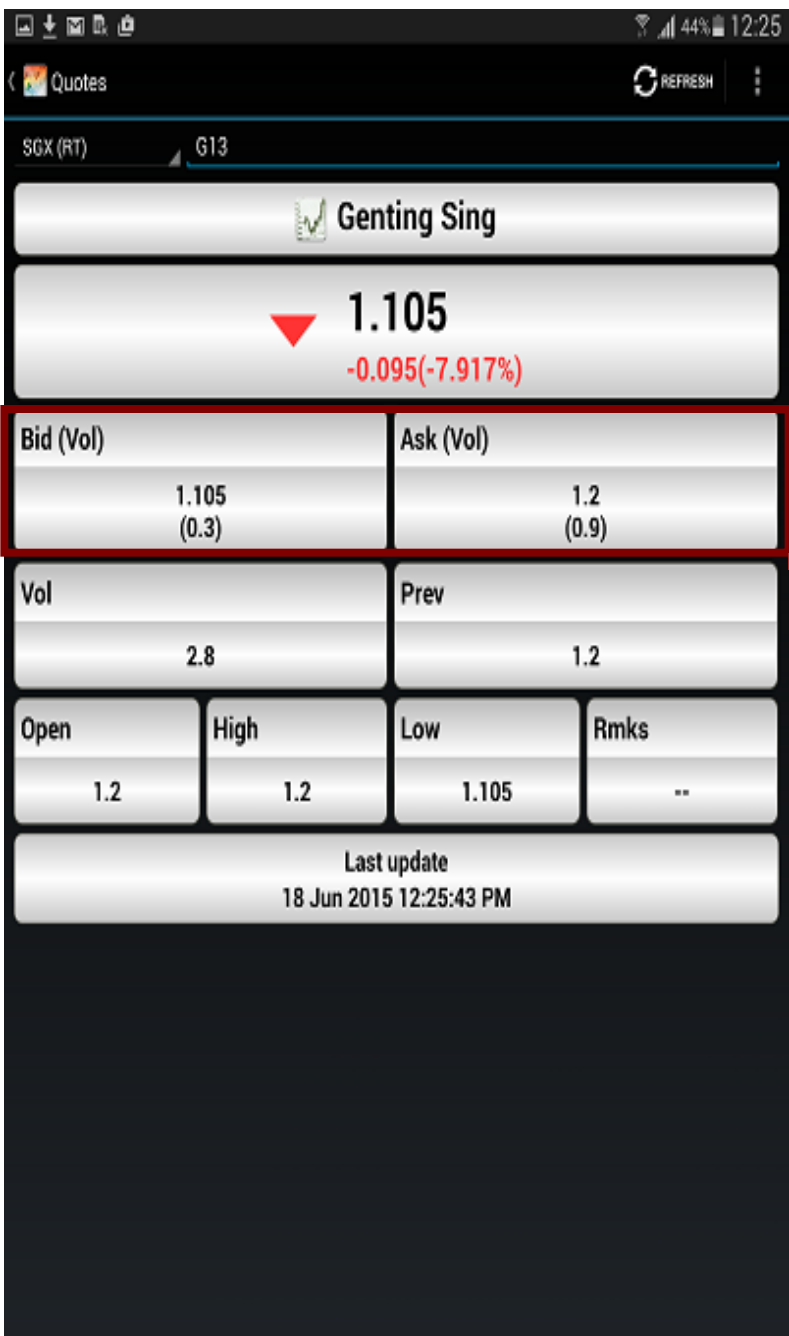
- Select **Place Order** from the Main Menu
- Enter two characters of the **Stock Code or Name**
- Select your desired stock from the smart search results
- Select/Enter all required fields
- Click on **Submit Order**
- Confirm your order details, enter your **Password** and click on **Confirm**
- Wait for **Order Result** before checking the **Order Book**



## Placing Your Orders

### 2. From Top Movers

- a. Tap on the stock you wish to place an order for
- b. Press and hold down the Bid (Vol) for Buy and Ask (Vol) for sell
- c. Select/Enter all required fields
- d. Click on **Submit**
- e. Confirm your order details, enter your **Password** and click on **Confirm**
- f. Wait for **Order Result** before checking the **Order Book**



Placing Your Orders

3. From Watchlist

- a. Tap on the stock you wish to place an order for
- b. Press and hold down the Bid (Vol) for Buy and Ask (Vol) for sell
- c. Select/Enter all required fields
- d. Click on Submit
- e. Confirm your order details, enter your Password and click on Confirm
- f. Wait for Order Result before checking the Order Book

Watchlist

Watchlist 1

Baker Technology

Buy  
--  
(--)  
Vol --  
--(%)

Sell  
--  
(--)

Genting Sing

Buy  
1.105  
(0.3)

Sell  
1.2  
(0.9)

Golden Agri-Res

Buy  
0.455  
(0.9)  
Vol 13.4  
-0.005(-1.087%)

Sell  
0.46  
(0.4)

Informatics

Buy  
--  
(--)  
Vol --  
--(%)

Sell  
--  
(--)

OCBC Bank

Buy  
--  
(--)  
Vol --  
--(%)

Sell  
--  
(--)

Watchlist

Genting Sing

1.310  
-0.010(-0.8%)

Bid / Vol(K)	Ask / Vol(K)	High
1.300 (6,767.2)	1.310 (4,200)	1.320
Vol(K)	Prev	Low
23,351.8	1.320	1.290
Open	Rmks	Ind
1.320	--	M

Last update  
18 May 2018 02:51:55 PM

Place Order

Basic

Account

Buy Limit (SG): 1,000.00

Sell Limit (SG): 1,000.00

SGX (RT)

G13

Genting Sing (G13)

Last	Change(%)	Vol
1.310	-0.010/-0.8%	23328700
Bid/Vol(K)	Ask/Vol(K)	Lot Size/Ind
1.300/6,786.9	1.310/4,190.7	100/M

Action

Buy

Sell

Short Sell

Order Type

Limit

Limit Price

No. of Shares

Payment

Cash

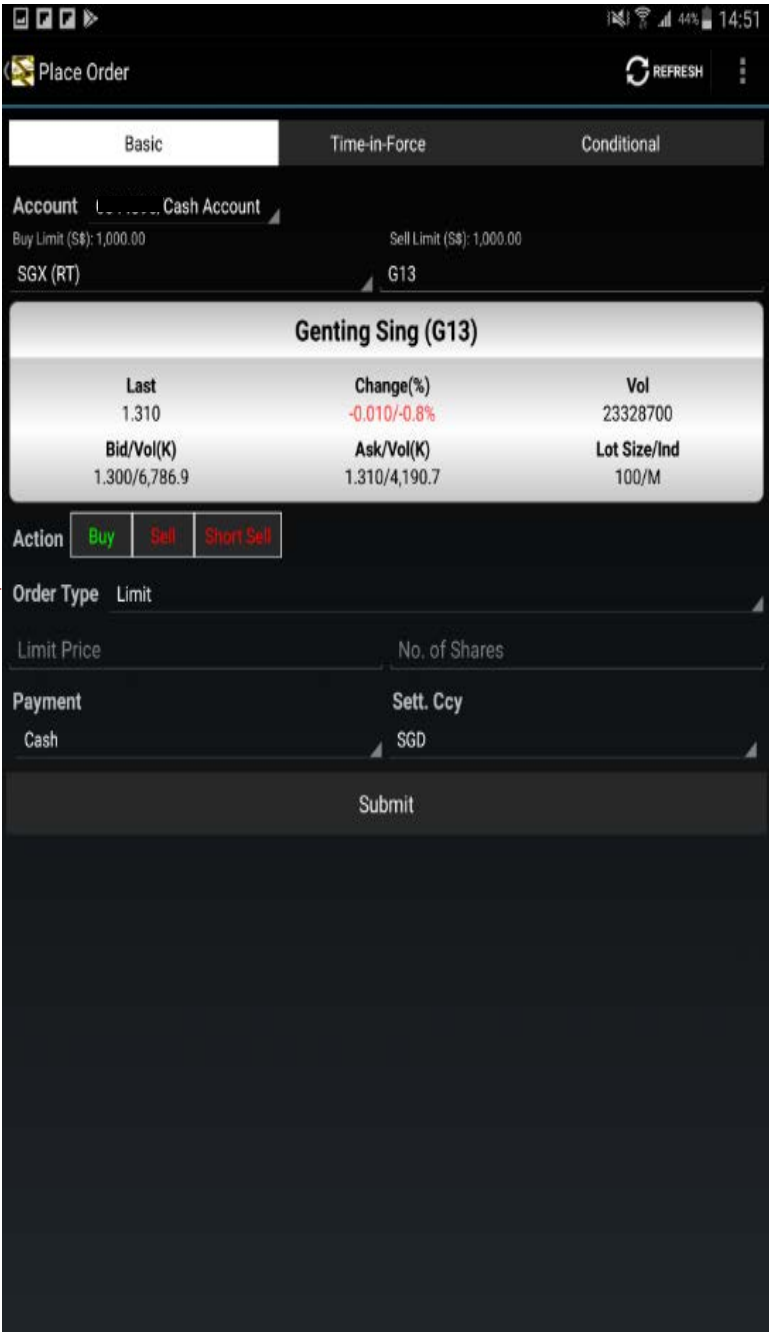
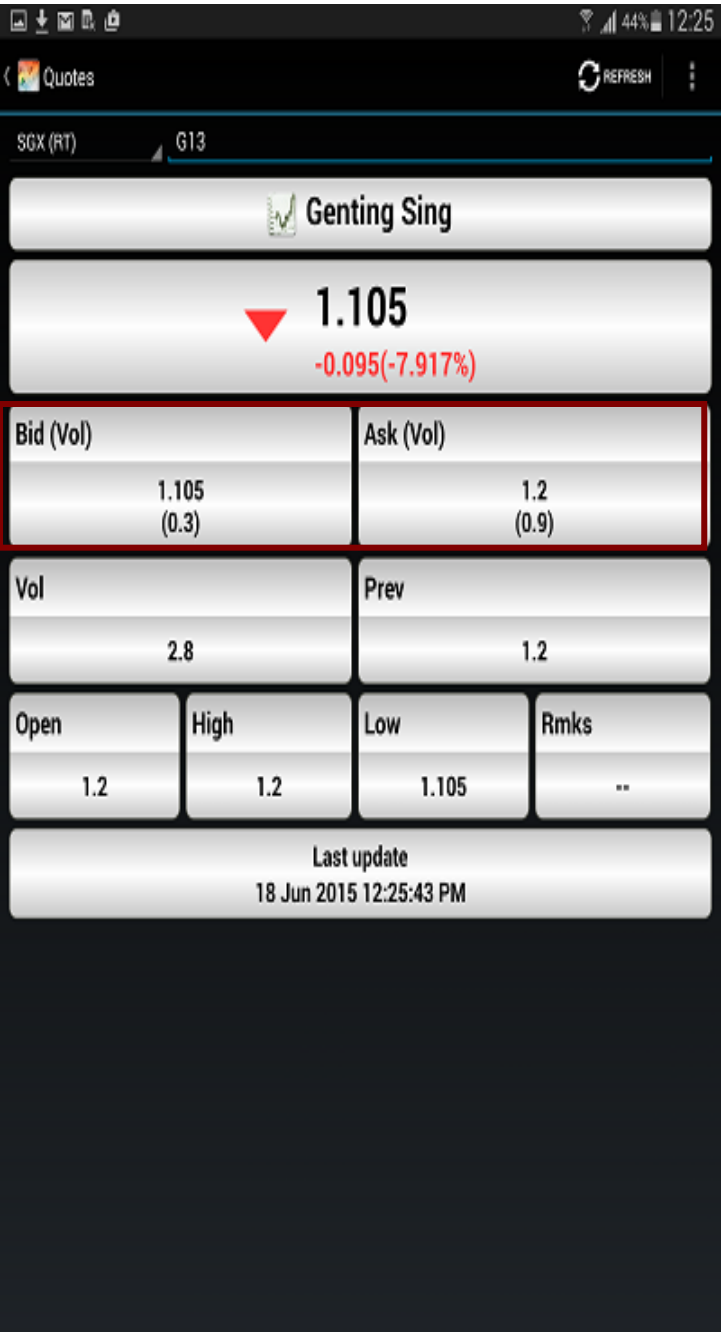
Sett. Ccy

SGD

Submit

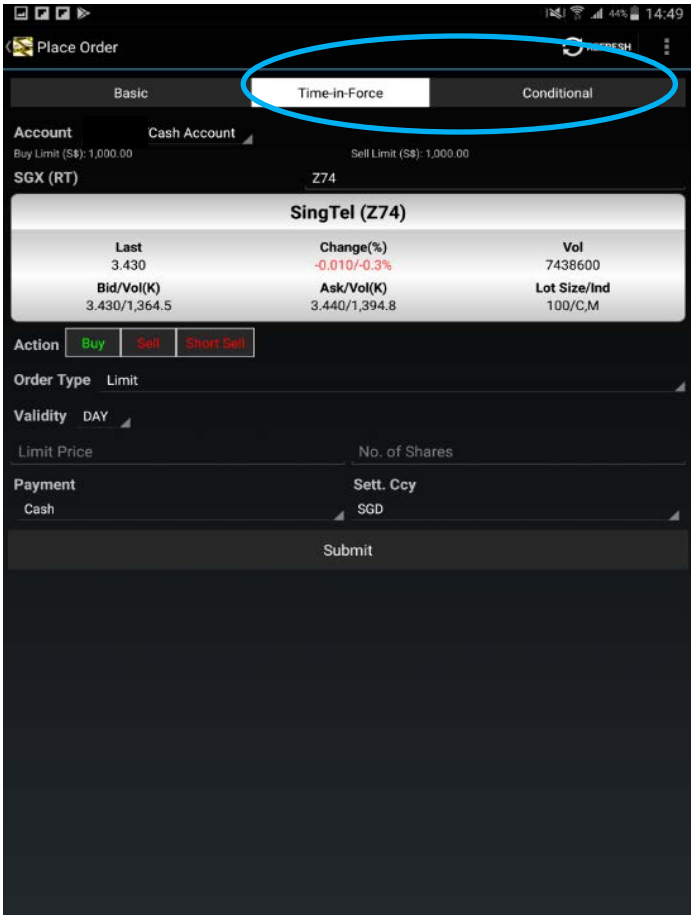
## Placing Your Orders

- 4. From Search Quote Results
  - a. Enter two characters of the **Stock Code** or **Name**
  - b. Press and hold down the Bid (Vol) for Buy and Ask (Vol) for sell
  - c. Select/Enter all required fields
  - d. Click on **Submit**
  - e. Confirm your order details, enter your **Password** and click on **Confirm**
  - f. Wait for **Order Result** before checking the **Order Book**

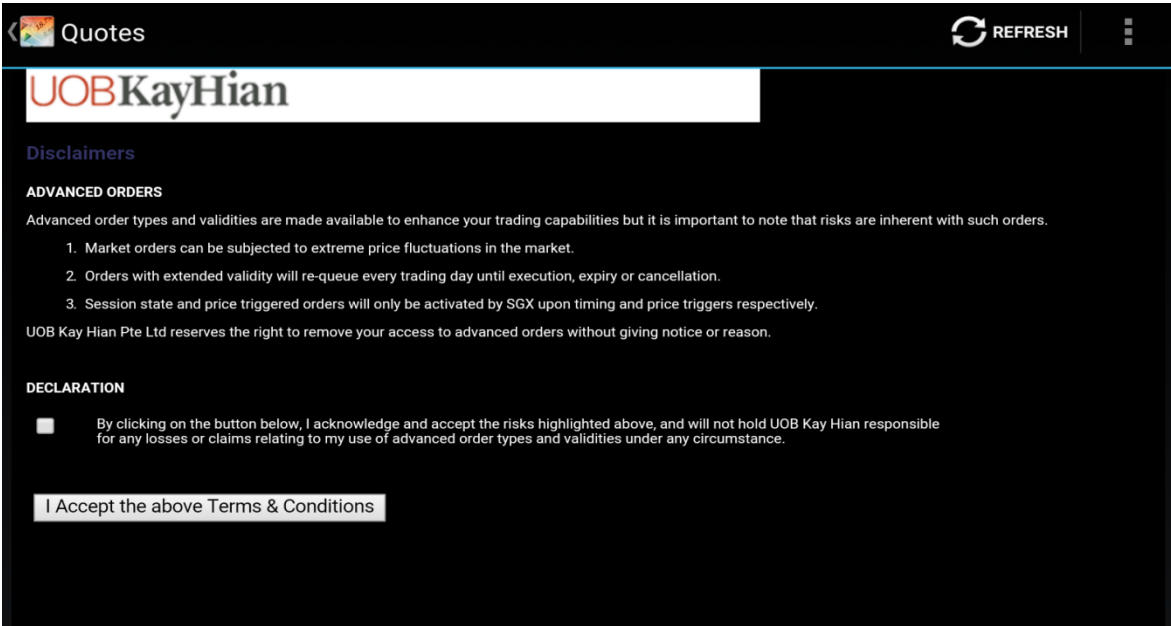


## Placing Advanced Orders

Select Time-in-Force or Conditional on the Place Order page



You would need to first agree to the one-time Disclaimer Clause for Advanced Orders





## Placing Advanced Orders

### Place a Time-in-Force Order

- a. Click on **Time-in-Force**
- b. Select/Enter all required fields
- c. Click on **Submit**
- d. Confirm your order details, enter your **Password** and click on **Confirm**
- e. Wait for **Order Result** before checking the **Order Book**

Place Order

Basic

Time-in-Force

Conditional

Account

(Cash Account)

Stock Code

U11

Exchange

SGX (RT)

UOB

Last	Change(%)	Vol
--	--(--)	234,600
Bid(Vol)	Ask(Vol)	Lot Size
23.300(0.2)	23.600(16)	1000

Action

Buy

Sell

Short Sell

Order Type

Limit

Validity

DAY

Input Price

Input Qty

Payment

Cash

Sett. Ccy

SGD

Submit

## Placing Advanced Orders

### Place a Conditional Order

- Click on **Conditional**
- Select/Enter all required fields
- Click on **Submit**
- Confirm your order details, enter your **Password** and click on **Confirm**
- Wait for **Order Result** before checking the **Order Book**

**Place Order**

Basic Time-in-Force **Conditional**

Account (Cash Account)

Stock Code U11 Exchange SGX (RT)

UOB		
Last	Change(%)	Vol
--	--(-)	234,600
Bid(Vol)	Ask(Vol)	Lot Size
23.300(0.2)	23.600(16)	1000

1. If the following condition is met:

Mode **Price** Session Stop Price

Stock U11

Based on Last Done Price

Price >= Input Price

2. Place the following order:

Action **Buy** Sell Short Sell

Order Type Limit

Validity DAY

Input Price Input Qty

Payment Cash Sett. Ccy SGD

**Submit**

## Managing Your Orders

### 1. Monitoring Order Status

- a. Select **Order Book** from the Main Menu
- b. Select either **Today's Orders** or **Up to 3 days ago**
- c. View order statuses and Amend/Withdraw orders if desired
- d. Click on the stock name to view more order details.



Order Book

Up to 3 Days All

Stock Name	Price	Status
Account	Qty(Qty Done)	Action
BANK OF AMERICA	29.000	C
	5(0)	Buy
BANK OF AMERICA	30.000	C
	5(0)	Buy
TWITTER INC	30.390	C
	5(0)	Buy

Last update  
18 May 2018 02:54:43 PM



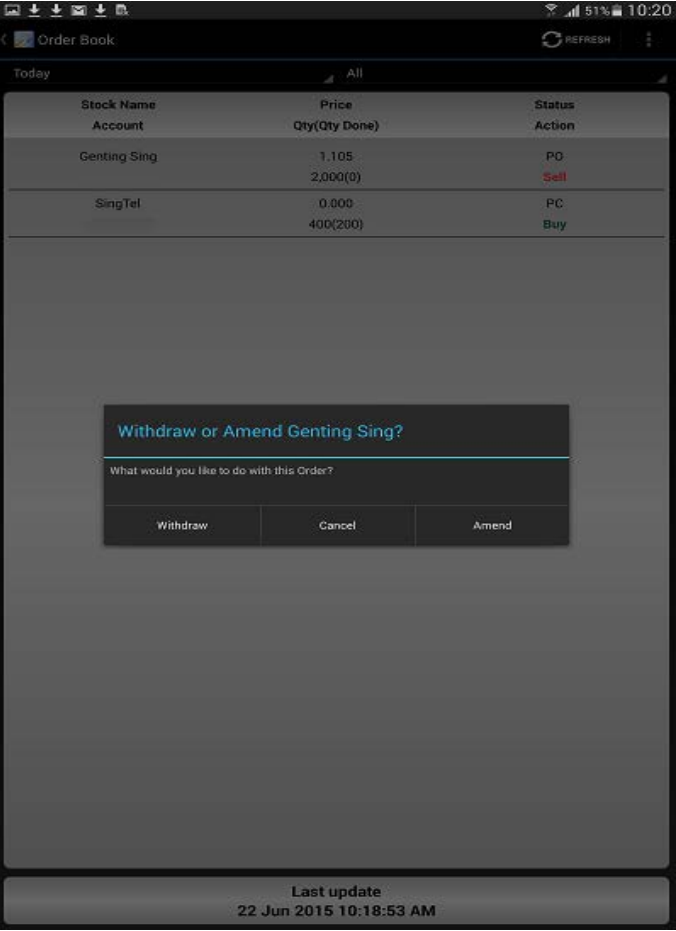
Order Details

Account	
Market	NYS
Code	BAC.N
Stock Name	BANK OF AMERICA
Action	BUY
Order Type	Limit
Order Price	29.000
Original Qty	5
Quantity	5
Amount	145
Quantity Done	0
Outstanding Qty	5
Status	Cancelled
Traded Currency	USD
Settlement Currency	USD
Payment	Cash
Validity	DAY
Submit Time	17-05-2018 17:15:39
Trade Time	-
Order Number	-
Order Source	ANDROID-English
Last Action By	Client
Fill Type	ANY

Managing Your Orders

2. Amending Orders

- a. Press and hold on to the order you wish to amend
- b. Click on Amend
- c. Enter a new lower quantity and your Password
- d. Click on Confirm
- e. Wait for Order Result before checking the Order Book.



Key Status Legend.

PO	Pending	PF	Partially Filled	AC	Amended	R	Rejected
Q	In Queue	F	Fully Filled	C	Cancelled	E	Expired

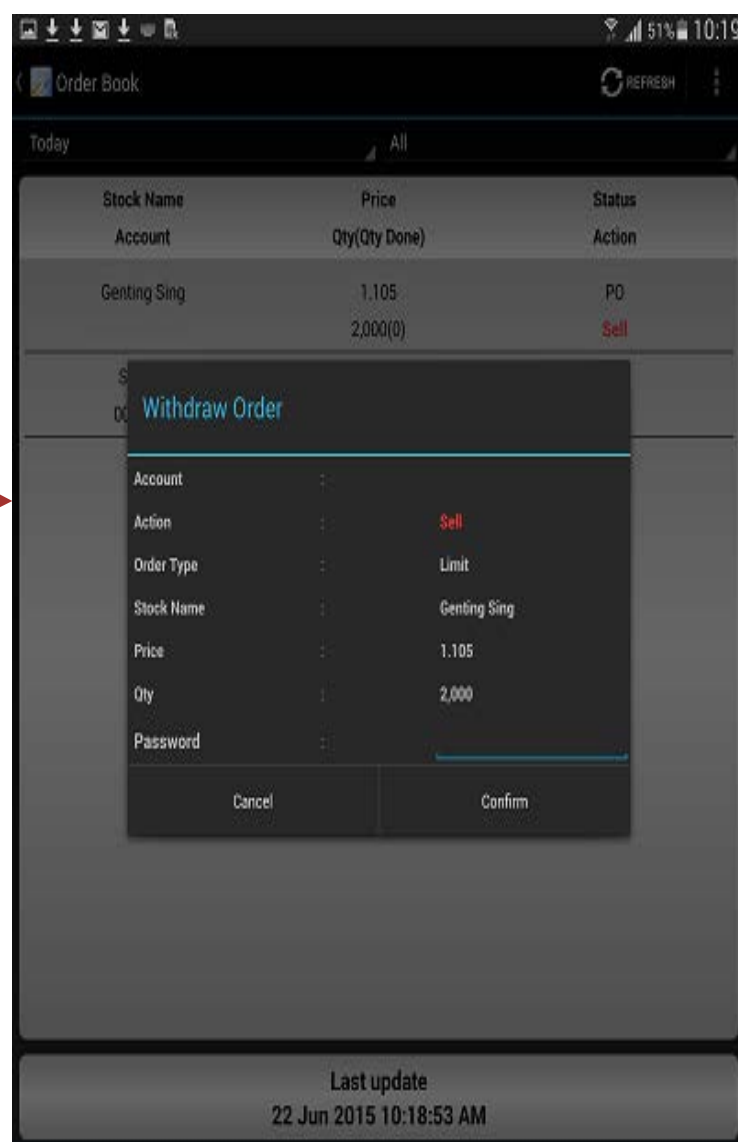
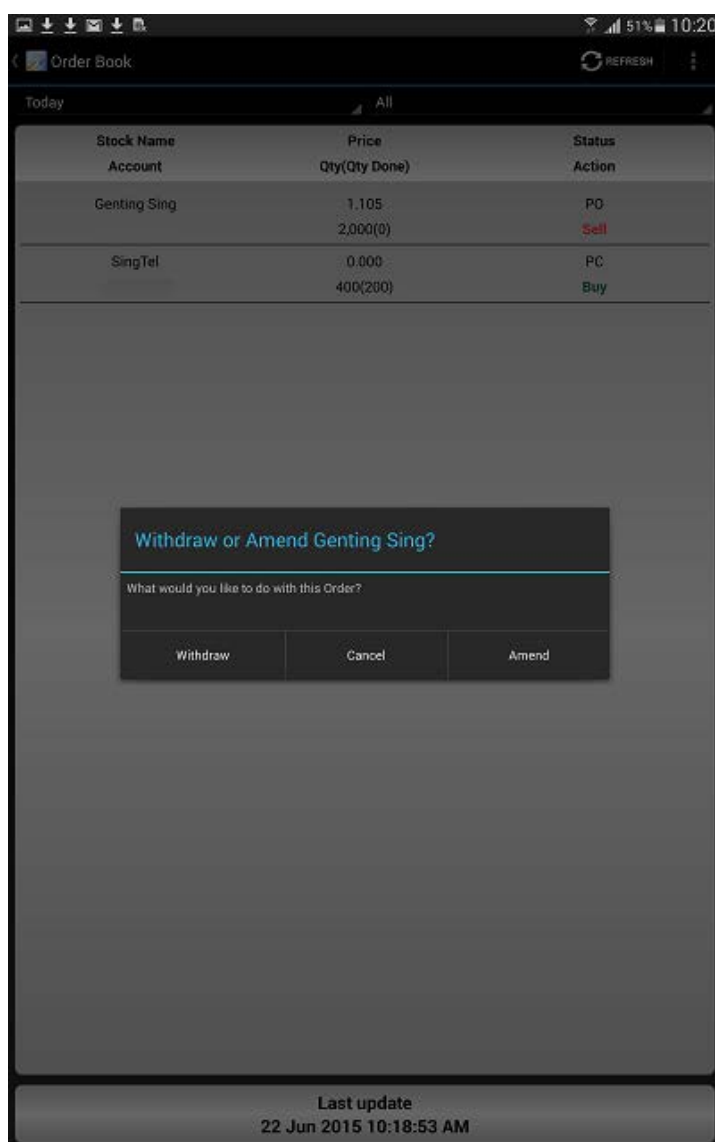
Log into our UTRADE Web to access the full status legend.

Order statuses are provided on real-time snapshot ('pull') basis. Click on Refresh for a snapshot of updated information

## Managing Your Orders

### 3. Withdrawing Orders

- Press and hold on to the order you wish to withdraw
- Click on Withdraw
- Confirm your withdrawal, enter your **Password** and click on **Confirm**
- Wait for Order Result before checking the **Order Book**



You can monitor, amend and withdraw orders placed through both UTRADE SG on Android and UTRADE Web.

## Monitoring Portfolio Performance

### Monitor the performance of your Portfolio

- a. Select **Portfolio** from the **Main Menu**
- b. Your **Unrealised P/L** (Profits/Losses) page is displayed by default
- c. Click on **Realised P/L** to view your realised profits and losses



The screenshot shows the 'Unrealised P/L' screen in the UTRADE app. It features a table with columns for Stock Name, Account, Market, Payment, and Qty. The data includes entries for Keppel Reit, Acma, PUBLIC BANK BHD, and SYMPHONY LIFE. A 'Last update' bar at the bottom indicates the time as 22 Jun 2015 10:20:42 AM.

Stock Name	Account	Market	Payment	Qty
Keppel Reit		SGX		10000
		CASH		-12,717.72(0.0)
Acma		SGX		50000
		CPF		-827.09(0.0)
PUBLIC BANK BHD		KLS		10000
		CASH		2,476.53(18.9)
SYMPHONY LIFE		KLS		200
		CASH		-101.26(0.85)



The screenshot shows the 'Realised P/L' screen in the UTRADE app. It features a table with columns for Stock Name, Account, Market, Payment, and Qty. The data includes entries for Acma, Chasen, Gallant Venture, StratechSystems, and others. A 'Last update' bar at the bottom indicates the time as 22 Jun 2015 10:21:15 AM.

























Stock Name	Account	Market	Payment	Qty
Acma		SGX		1668000
		CASH		0.00(SGD)
Chasen		SGX		500000
		CASH		0.00(SGD)
Gallant Venture		SGX		11000
		CASH		321.51(SGD)
Gallant Venture		SGX		8000
		CASH		1,685.10(SGD)
StratechSystems^		SGX		150000
		CASH		2,190.43(SGD)
_xHanKore Env		SGX		13000
		CASH		457.52(SGD)
_xSynear		SGX		5000
		CASH		239.94(SGD)
_xTerratech		SGX		1000
		CASH		0.00(SGD)
ADVANCE SYNERGY		KLS		5000
		CASH		0.00(MYR)
BERJAYA CORP		KLS		2000
		CASH		0.00(MYR)

Log in to UTRADE Web to update your Portfolio manually.

## Managing Your Account

## 1. View your Outstanding Positions

- Select **Outstanding Position** from the Main Menu
- Your **Outstanding Positions** are displayed

	Top Movers
	Watchlist
	Quotes
	Time & Sales
	Market Depth
	Trade Summary
	Place Order
	Order Book
	Portfolio
	Outstanding Position
	Trust Balance
	Custody Holdings
	E-Statement
	Stock Alerts
	ShareXplorer
	Market Indices
	Calculator
	Agreements
	Refresh Rate
	Change Orientation
	Change User ID
	Change Password
	Notification Settings
	Logout

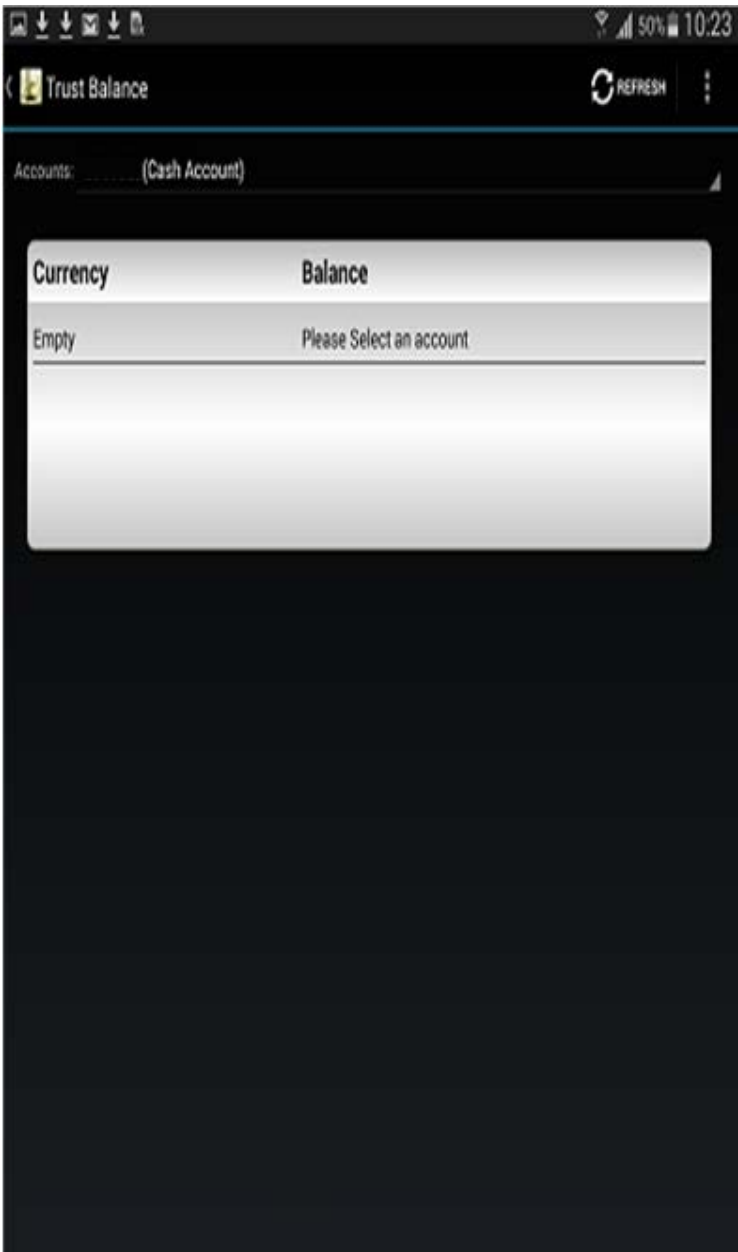
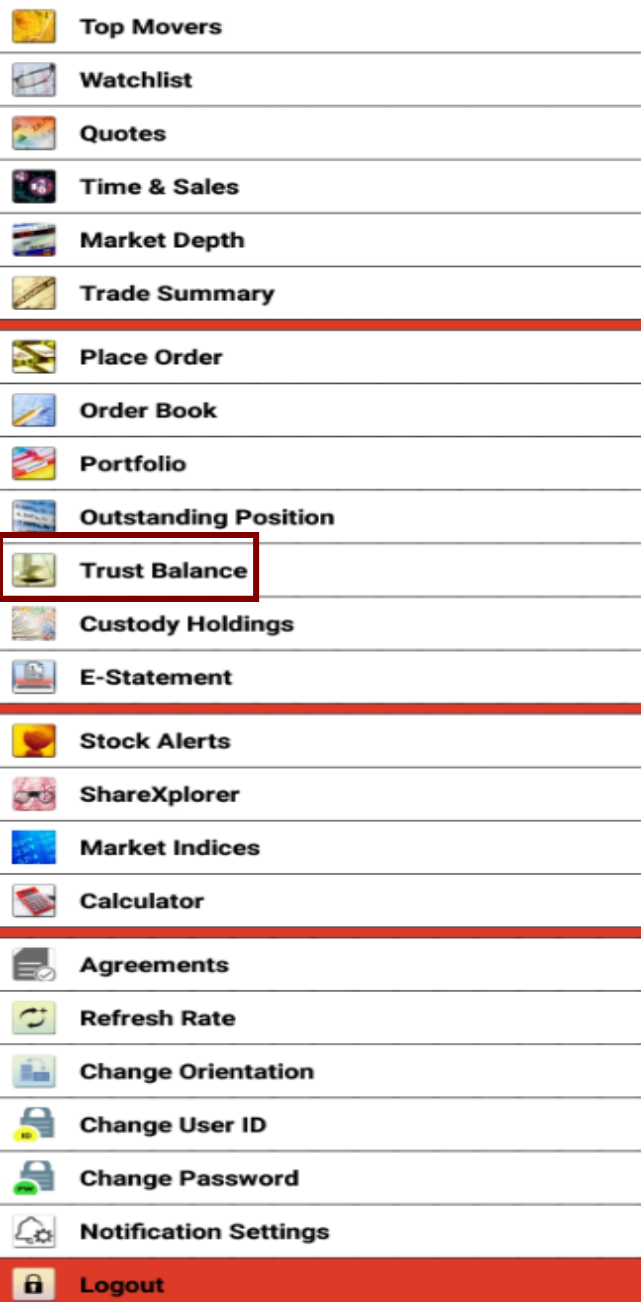
[illegible]



## Managing Your Account

### 2. View your Trust Balance

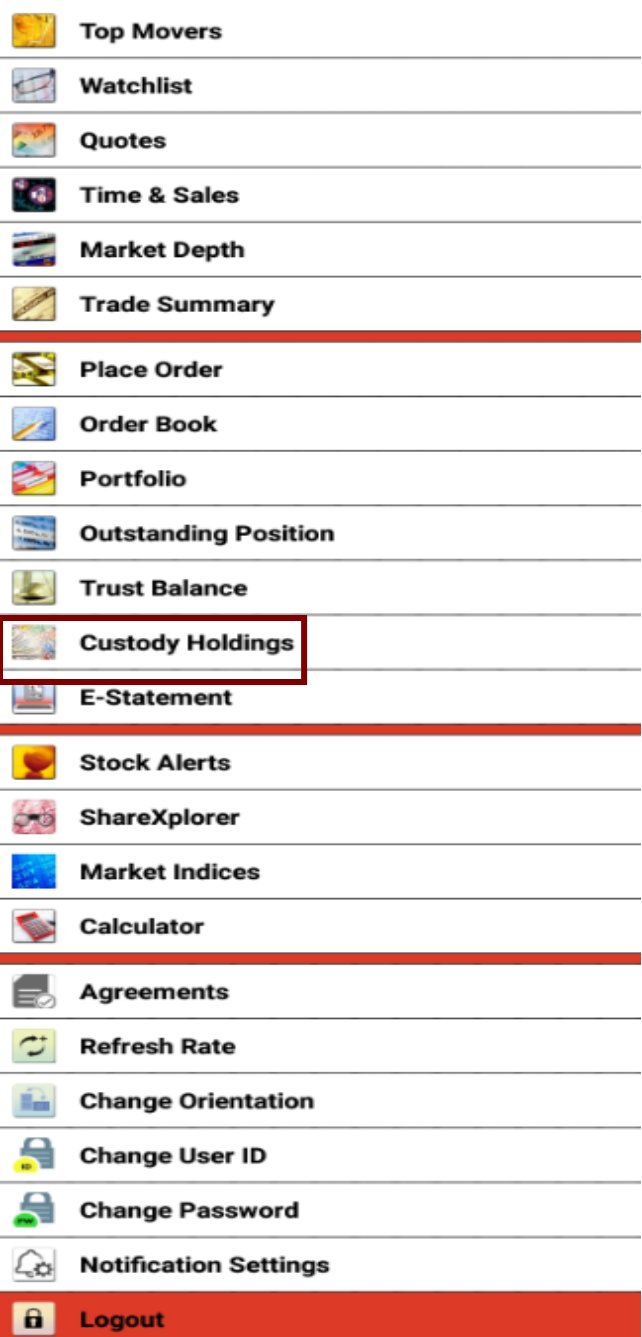
- a. Select **Trust Balance** from the Main Menu
- b. Select the account to be displayed
- c. Your **Trust Balance** is displayed



## Viewing Your Share Holdings

View your Share Holdings custodised with UOB Kay Hian

a. Select Custody Holdings from the Main Menu



The screenshot shows the 'Custody Holdings' screen in the UOB Kay Hian UTRADE app. The screen displays a table with columns for Stock Name, Exchange, Quantity, Stock Code, and Account Date. The table contains two rows of data: BERJAYA LAND and KLS.

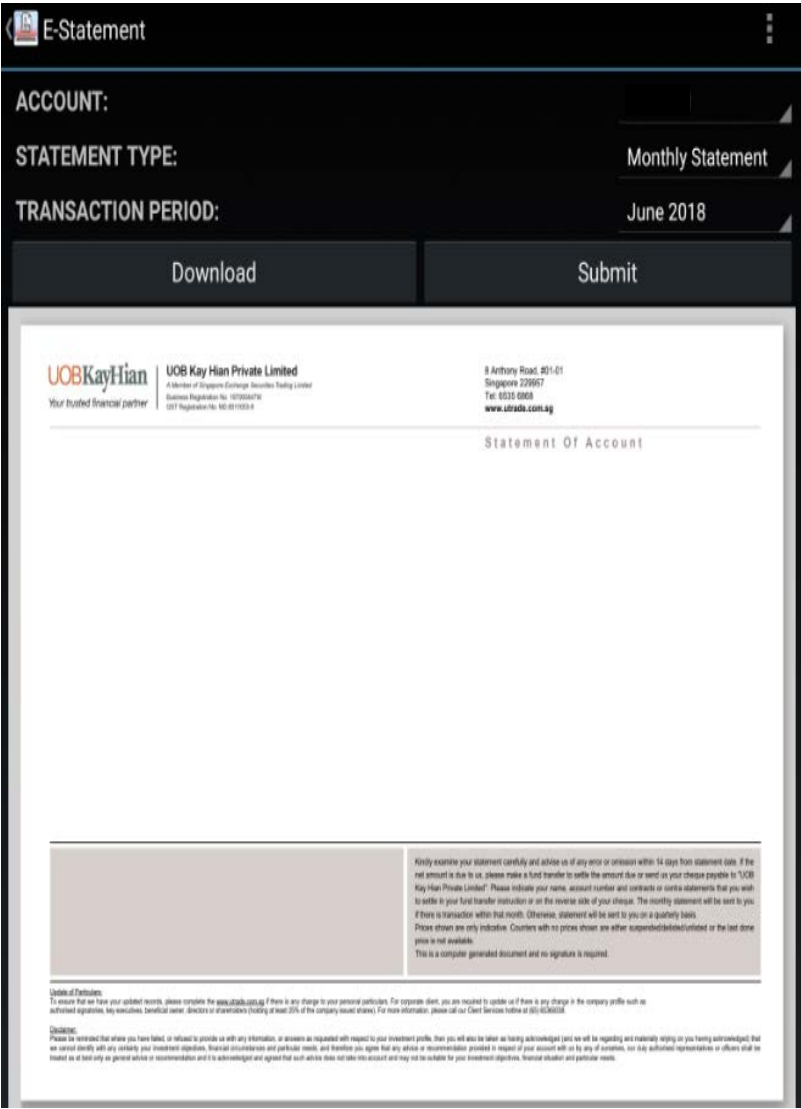
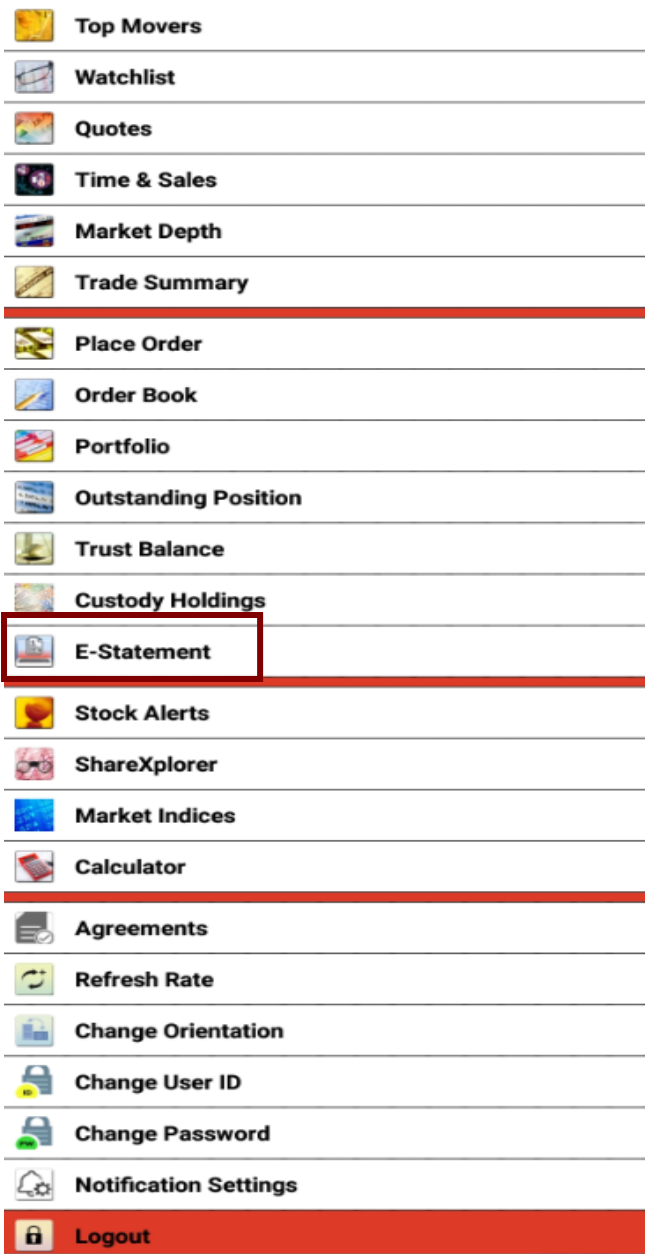
Stock Name	Quantity	Account
Exchange	Stock Code	Date
BERJAYA LAND	1,100	
KLS	4219	26/05/2015

# User Reference Guide to UTRADE on Android

## E-Statement

### To access your E-Statement

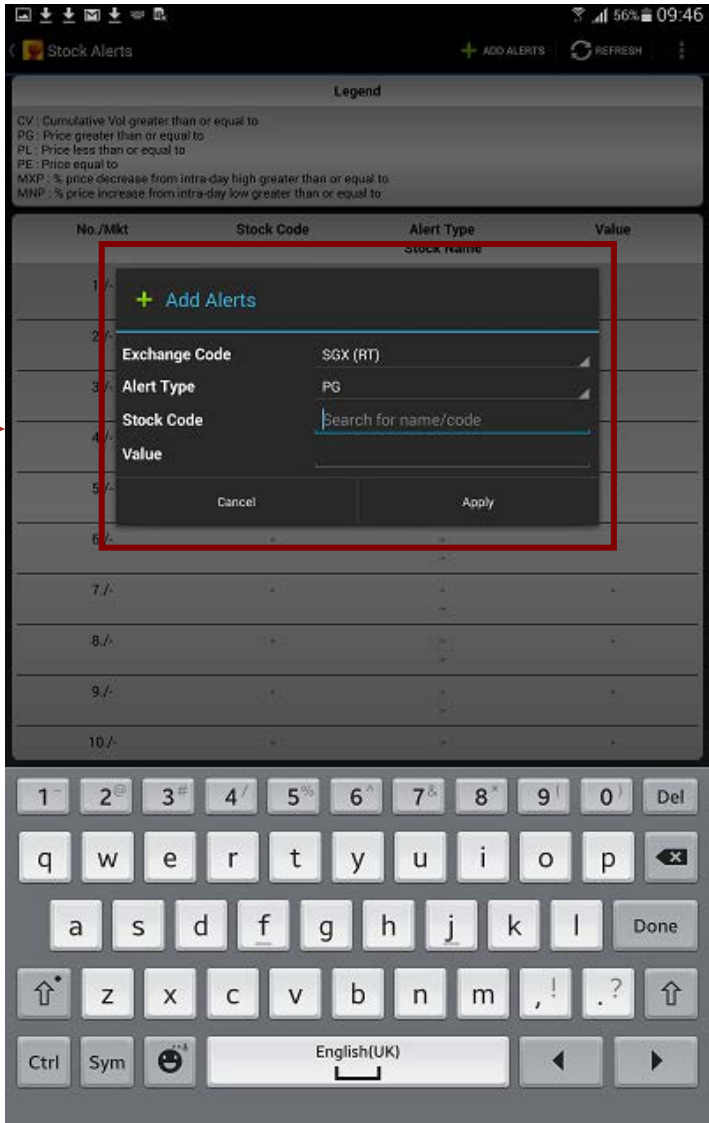

- a. Select **E-Statement** from the Main Menu
- b. Select **Account / Statement Type / Transaction Period**
- c. Click on **Submit**



## Stock Alert

### Edit Stock Alerts

- a. Select **Stock Alerts** from the Main Menu
- b. Click on the **Add Alerts** button at the top right hand corner
- c. Select the **Type** of criteria
- d. Enter two characters of the **Stock Code** or **Name**
- e. Select your desired stock from the smart search results
- f. Enter the **Value** and click on the **Apply** tab to add the alert.



To update an alert, press and hold on the alert and select Edit.

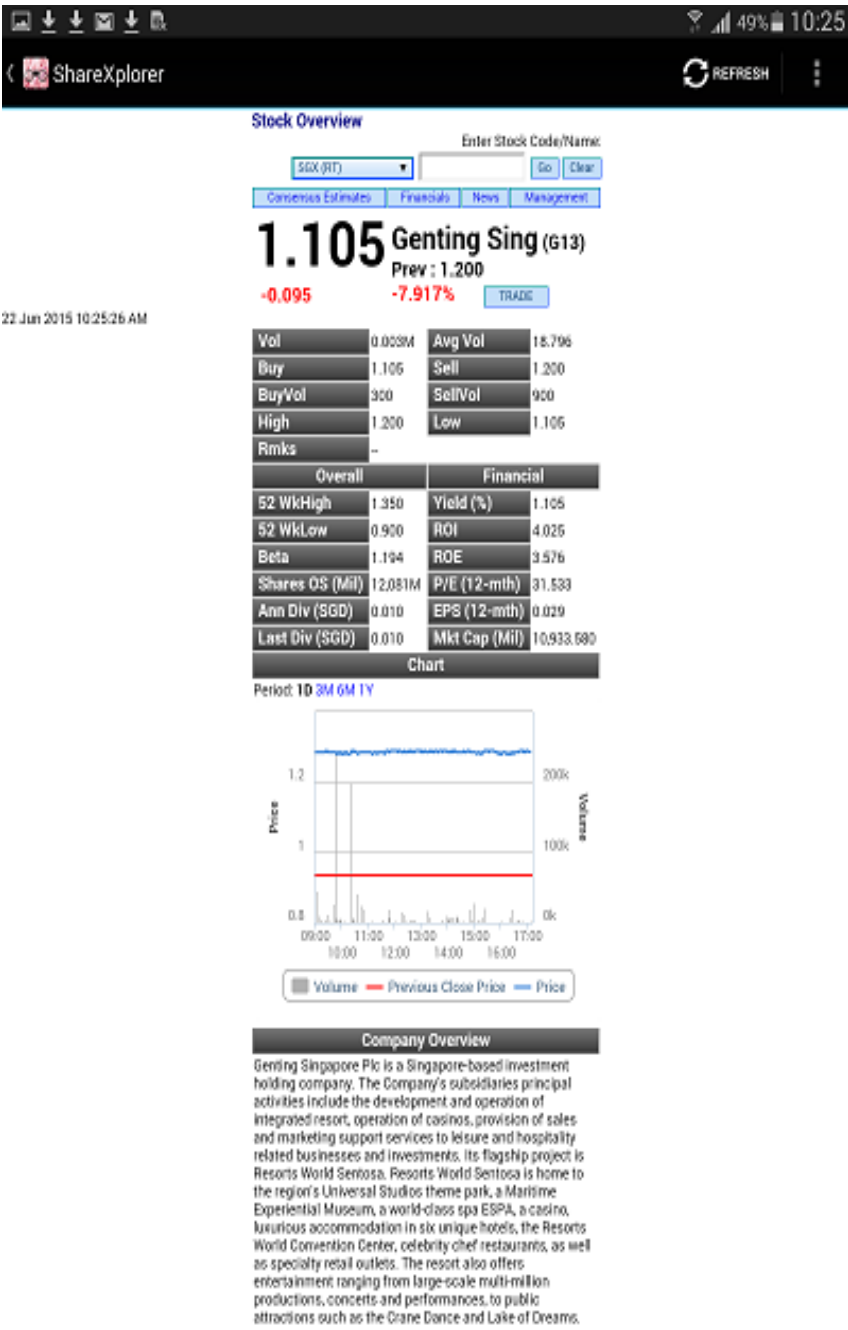
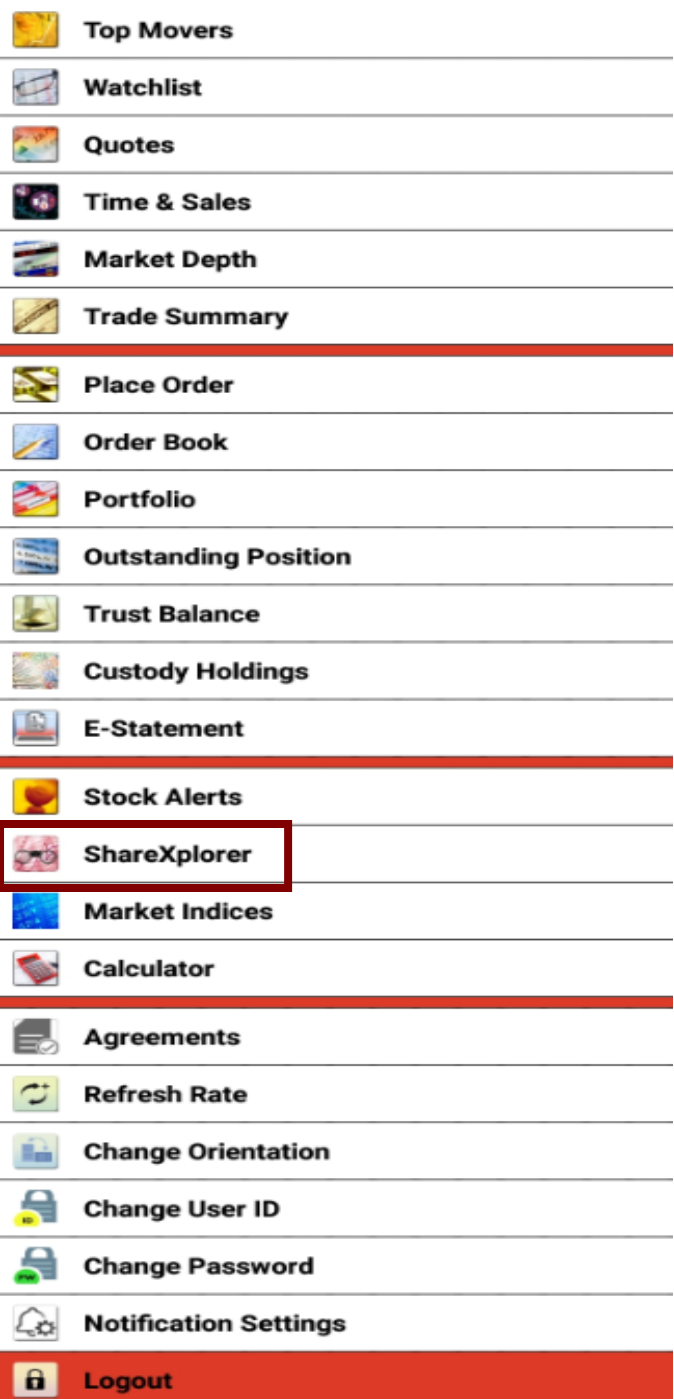
To delete an alert, press and hold on the alert and select Remove.

# User Reference Guide to UTRADE on Android

## ShareXplorer

### To access ShareXplorer

a. Select **ShareXplorer** from the Main Menu



# User Reference Guide to UTRADE on Android

## Market Indices

### To access Market Indices

- a. Select **Market Indices** from the Main Menu

	Top Movers
	Watchlist
	Quotes
	Time & Sales
	Market Depth
	Trade Summary
	Place Order
	Order Book
	Portfolio
	Outstanding Position
	Trust Balance
	Custody Holdings
	E-Statement
	Stock Alerts
	ShareXplorer
	Market Indices
	Calculator
	Agreements
	Refresh Rate
	Change Orientation
	Change User ID
	Change Password
	Notification Settings
	Logout



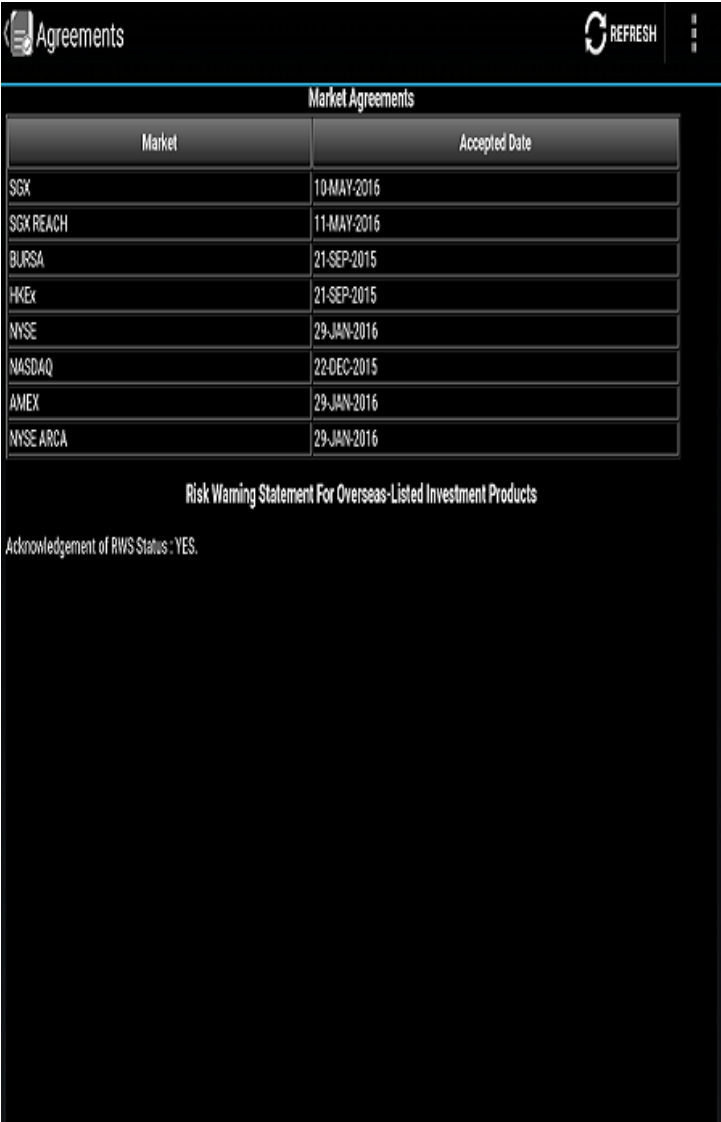
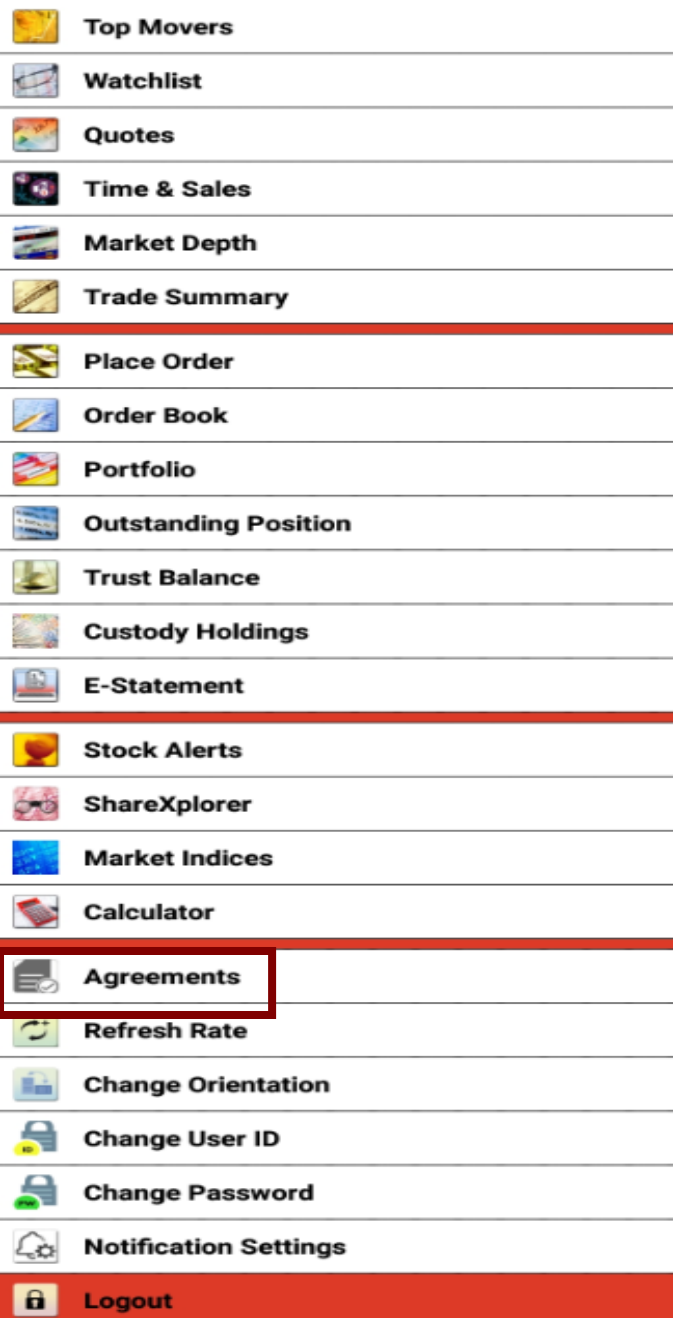
Market Indices				
SGX (RT)				
Name	Last	Chng	High	Low
Code	Close	%Chng		
FT ST ALL SHARE	800.36	+5.170	800.36	
.FTFSTAS	795.19	+0.650	797.48	
FT ST BAS MAT	131.41	+0.210	132.41	
.FTFSTAS1000	131.20	+0.160	129.70	
FT ST CHINA	242.13	+1.190	242.17	
.FTFSTC	240.94	+0.490	241.05	
FT ST CON SERV	815.15	+2.750	815.36	
.FTFSTAS5000	812.40	+0.340	811.86	
FT ST CONS GOODS	502.01	+2.830	502.58	
.FTFSTAS3000	499.18	+0.570	500.00	
FT ST FINANCIAL	892.16	+7.200	892.16	
.FTFSTAS8000	884.96	+0.810	888.60	
FT ST FLEDGLING	907.36	-3.740	910.10	
.FTFSTF	911.10	-0.410	906.09	
FT ST HLTH CARE	1571.69	-8.770	1580.79	
.FTFSTAS4000	1580.46	-0.550	1566.04	
FT ST INDUSTRIAL	740.99	+0.840	742.03	
.FTFSTAS2000	740.15	+0.110	737.86	

# User Reference Guide to UTRADE on Android

## Agreements

### To access Agreements

- a. Select **Agreements** from the Main Menu

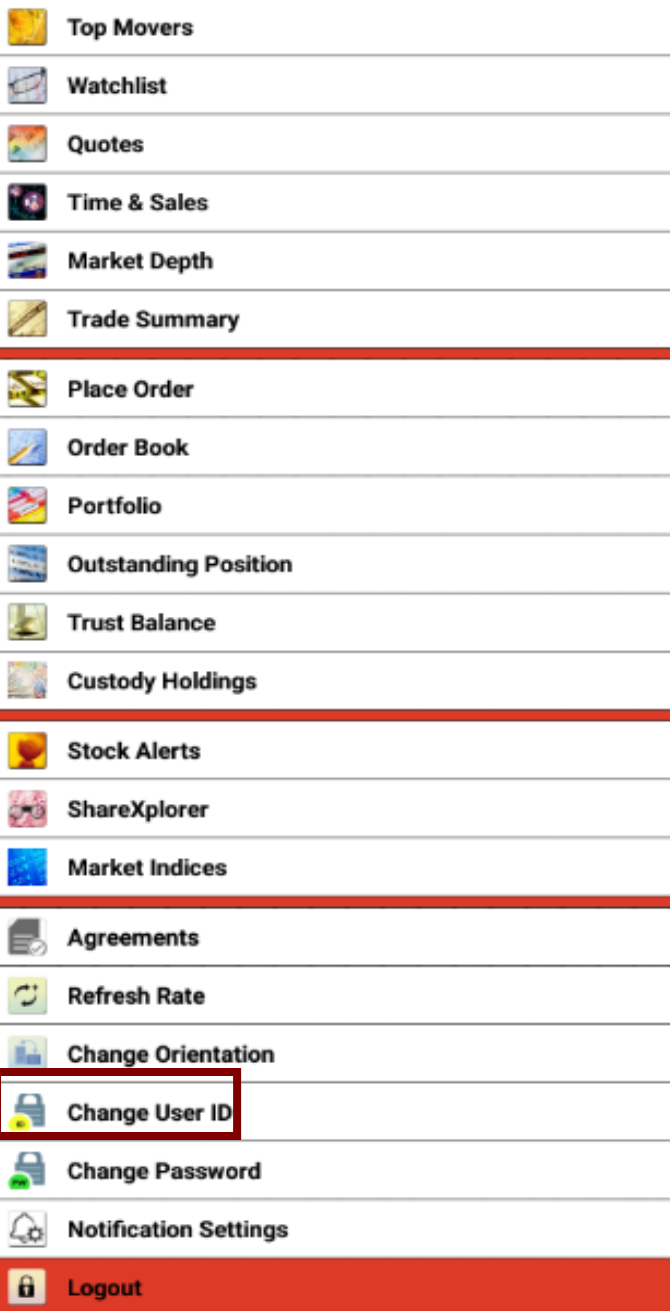




## Change User ID

### To access Change User ID

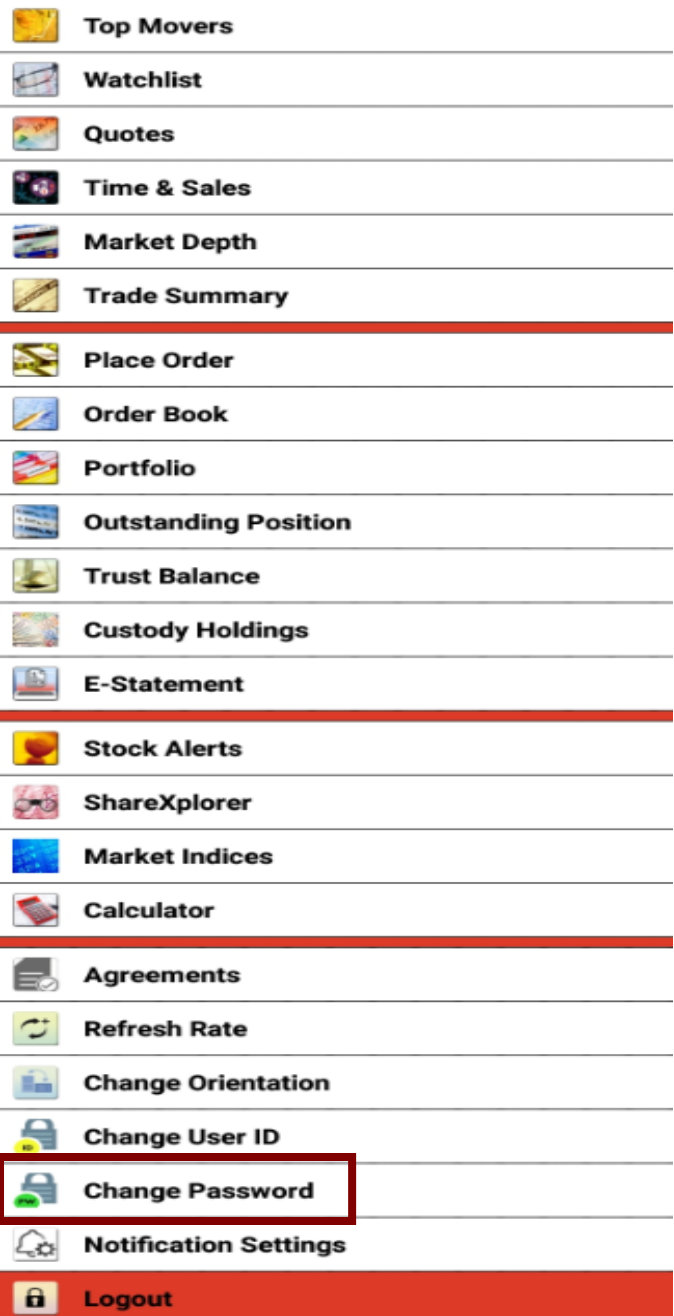
- a. Select **Change User ID** from the Main Menu
- b. Enter your new user ID twice, and password once
- c. Click on **Submit**

A screenshot of the 'Change User ID' form within the UTRADE application. The form has a dark background with white text and input fields. At the top, there is a wrench icon and the title 'Change User ID'. Below the title, there are three input fields: 'New User ID', 'Re-enter New User ID', and 'Enter Password'. A note below the fields states: 'Note - The User ID must be alphanumeric and between 5 and 25 characters.' At the bottom of the form, there are two buttons: 'Cancel' and 'Submit'.

## Change Password

### To access Change Password

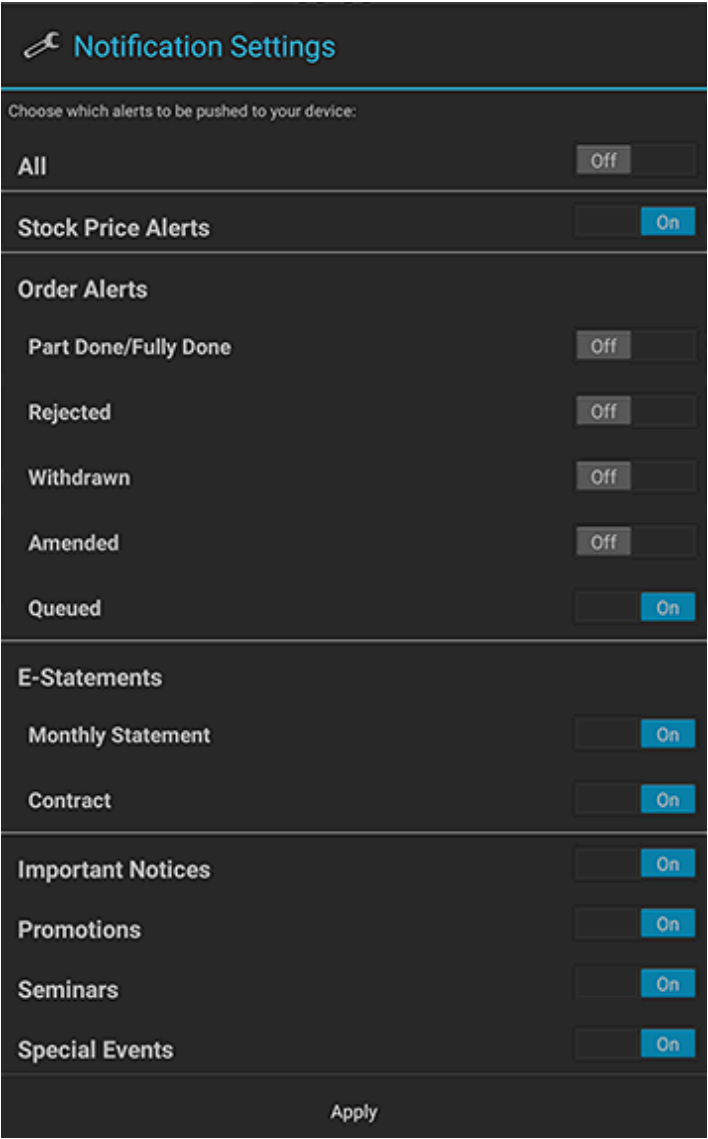
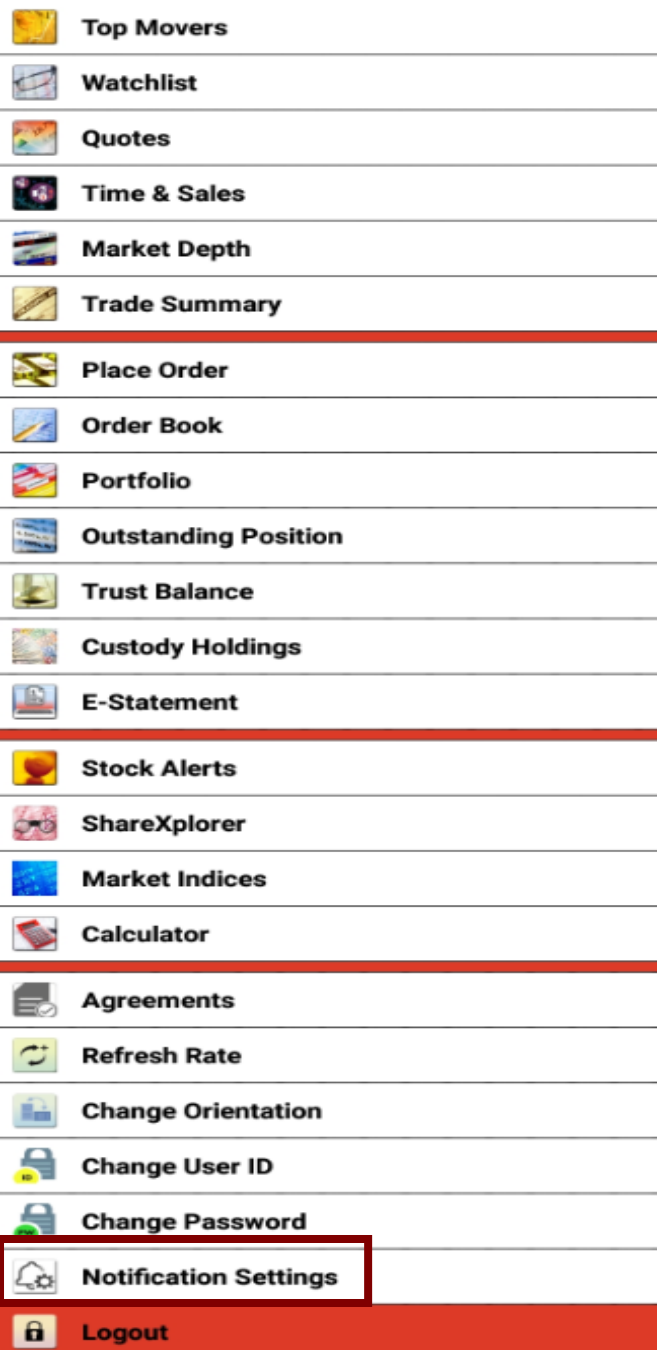
- a. Select **Change Password** from the Main Menu
- b. Enter your **current password** once, and **new password** twice
- c. Click on **Submit**

A screenshot of the 'Change Password' screen in the UTRADE app. The screen has a dark background with a light blue header bar containing a wrench icon and the text 'Change Password'. Below the header, there are three input fields: 'Enter Current Password', 'Enter New Password', and 'Re-enter New Password'. Below these fields is a 'Note' section with three bullet points: '- The password is case sensitive.', '- It must be alphanumeric and between 6 and 12 characters.', and '- You will be prompted to change your password every 300 days.' At the bottom of the screen, there are two buttons: 'Cancel' and 'Submit'.

## Push Notifications

Choose alerts to be pushed to your device.

- a. Select Notification Settings from the Main Menu
- b. Tap the toggle switch to turn notifications on/off



## Assistance and Feedback

If you require any assistance or wish to offer your feedback, please feel free to contact our friendly Client Services Officers at +65 6536 9338 or [cs@uobkayhian.com](mailto:cs@uobkayhian.com).

## Important Notes

1. Data charges by mobile operators apply where applicable.

### Disclaimer

Whilst care and effort has been taken to ensure the accuracy of the information provided herein and in UTRADE SG on Android. UOB Kay Hian Pte Ltd does not warrant the information expressed or implied is absolutely true, correct, timely or fit for any particular purpose or use. We are not liable for any loss or damage arising from the use of this information. Use of UTRADE SG on Android may involve the electronic transmission of personal financial information. Using this platform is consent to such transmission of this information; such consent is effective at all times when using this platform. Use of this platform also constitutes agreement of the Terms and Conditions Governing Internet Trading.